

Kansas Ornithological Society

BULLETIN

PUBLISHED QUARTERLY

Vol. 63

March, 2012

No. 1

THE WINTER BIRD COUNT FOR 2011-2012

Max C. Thompson¹ and Eugene A. Young²

¹*Southwestern College, 100 College St., Winfield, KS 67156*

²*Agriculture and Life Sciences, Northern Oklahoma College, 1220 E. Grand, PO Box 310, Tonkawa, OK 74653-0310 (Eugene.Young@north-ok.edu).*

The 58 counts breaks the record of 57 set in 2001. Since 2000, Kansas has averaged a respectable 52 counts per year. Atwood is a new count for this year and is the 112th different count conducted in Kansas since 1949 (pers. comm. Chuck Otte). Marion was conducted for the first time since 1970. The count period ran from 11 December 2011 through 9 January 2012. Coverage was statewide (Figure 1).

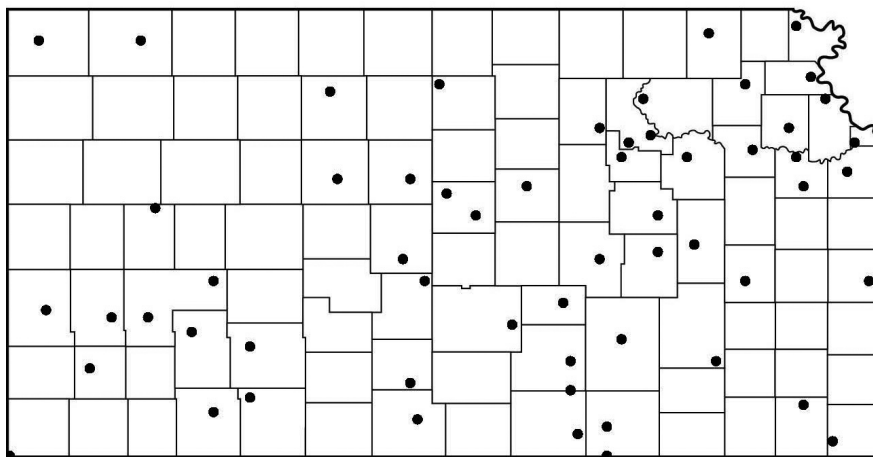


Figure 1. Location of Christmas Bird Counts in Kansas, 2011-2012.

Weather conditions were extremely mild this year. The average low temperature was 28°F compared to 20°F in 2010-11 and the average high was 47°F compared to 39°F last year. Except for southwest Kansas, snow was virtually nonexistent. Most counts had open water. The Slate Creek count had a lot of open water as the creek was in flood, preventing the participants from getting close to the timber. The extreme drought in 2011 may have been the cause for

seemingly low numbers of birds. Food conditions were poor with little or no seed production from weeds and many crops didn't make last year. The dry conditions were worse in the southwest and less so in the northern tier of counties.

The number of participants this year, 584, is slightly above the average of 552 since 2000 and above the 486 in 2010-2011. Manhattan had the highest number of observers with 49, with Lawrence close behind with 44. The warmer weather likely contributed to the increase in the number of participants. However, the average number of participants for each count was 10, the same as 2010-2011. Twenty-two counts had five or less participants (38% of counts). Participants totaled 2176.93 party-hours, (37.53 average per count), up from the 1,433 from last year. Party-miles totaled 13,895.35, up considerably from last year's 11,463. Each count averaged about 240 miles, slightly up from 233.4 last year.

A total of 168 species were observed, six above last year and above the 165 average since 2000. It would have been higher, but a Whooping Crane at Quivira National Wildlife Refuge (QNWR, not in table), an Osprey (Oskaloosa/Perry) and Red Crossbill (Salina) were only reported during count week (both in table). We excluded a Monk Parakeet reported in Udall/Winfield and Ringed Turtle-Dove (two at Scott Lake and one at Udall/Winfield) since both species are not currently recognized by KOS or Thompson et al. (2011) as having a viable population in the state. Counts averaged 68 species. Udall/Winfield recorded 106 species, possibly the most every recorded on a CBC in Kansas. Manhattan and Lawrence each tallied 100 species. Wichita and Derby/Belle Plaine each reported 98 species.

The number of individuals recorded, 7,448,017 (average 128,414/count), is well above the average of 6,964,757, since 2000. Cheyenne Bottoms had the greatest number of individuals with 4,318,150, or 58% of the total for all counts. Wilson Lake was the only other count to reach the million-mark with 1,516,395 individuals. Linn had 571,128 individuals and all other counts had less than 86,000. Tallgrass Prairie had the fewest number of individuals reported with only 528. Saint Francis (1,773), Atwood (1,885), and Fall River (1,931) all reported less than 2,000 individuals. The most abundant species was the Red-winged Blackbird with 4,738,110 individuals (64% of total individuals), followed by 1,506,132 blackbird species, 221,518 European Starling (up from 115,533 last year), 185,163 Canada Goose (down from 242,751 last year), 173,540 Snow Goose (down from last year, 93% white-form), and 123,569 Mallard (up from 103,444 last year).

There were no new species reported this year, so the best birds this year follow in taxonomic sequence. One American Black Duck was reported from Baldwin; Barrow's Goldeneye, Wichita; Pacific Loon, Wilson Lake; Eared Grebe, Emporia; Black-crowned Night-heron, Halstead/Newton; two Northern Goshawks (one each from Manhattan and Olsburg); four Snowy Owl (one each at John Redmond and Waconda, two at Marion); Say's Phoebe, Black Wolf; four Western Scrub Jays (three from Cimarron National Grasslands [CNG], one from Ulysses); three Chihuahuan Ravens, four Common Ravens, plus one Sage Thrasher, and two Curve-billed Thrashers all from CNG; Gray Catbird, Fort Riley; two Rufous-crowned Sparrows, Red Hills; Gray-headed Junco, CNG; two Yellow-headed Blackbirds, Lawrence; and Common Redpoll, Holton.

The warm weather conditions, with a plethora of open water, almost certainly contributed to high numbers of Blue-winged Teal (44), Ruddy Duck (206), Common Loon (32), Pied-billed Grebe (172), Horned Grebe (8), Virginia Rail (6), American Coot (3,446), and Killdeer (64). Five Franklin's Gull were reported, four from Olathe and one from Wichita. Sandhill Cranes congregated in central Kansas (10,607), with 9,417 at Cheyenne Bottoms, 927 at QNWR, 260 at Wilson Lake, and three at Black Wolf. Shorebirds that lingered included: six Least Sandpipers (Wichita); three Greater Yellowlegs (one at Council Grove, two at Slate Creek

Wetlands); one Dunlin at Udall/Winfield; although Wilson’s Snipe was actually low in numbers with only 10 reported. Passerines that benefitted from the mild weather included: six Eastern Phoebes; 34 American Pipits; and two Orange-crowned Warblers (one each at Lawrence and Fort Riley).

Numbers for species of conservation concern include: 18 Trumpeter Swans (five counts); 107 Greater Prairie-Chickens (average 177/yr since 2000); and three Lesser Prairie-Chickens (average 10/yr since 2000) at Syracuse. The 67 Loggerhead Shrikes was an increase for the second consecutive year and above the average of 65 since 2000 (79 avg since 1995). The 20 Northern Shrikes is an increase from last year’s 11 and above the average of 14 since 1995. Scaled Quail made a return after a two year hiatus with 82 reported, all from Syracuse. The 567 Northern Bobwhite was slightly higher than the 512 reported last year, but still below the average of 844 since 2000. The 513 Bald Eagle is far from the possible all-time high set last year (Figure 2a), but is near the average of 598 since 2000. The low number this year is likely a result of vast open water to the north of Kansas. A robust 117 Ferruginous Hawks were reported, only the second time since 2000 numbers exceeded 100 (Figure 2b, average since 2000, 67); 14 Golden Eagles were observed compared to 16 last year (Figure 2b), and above the average of nine since 2000. Four Peregrine Falcons also were reported, one each at

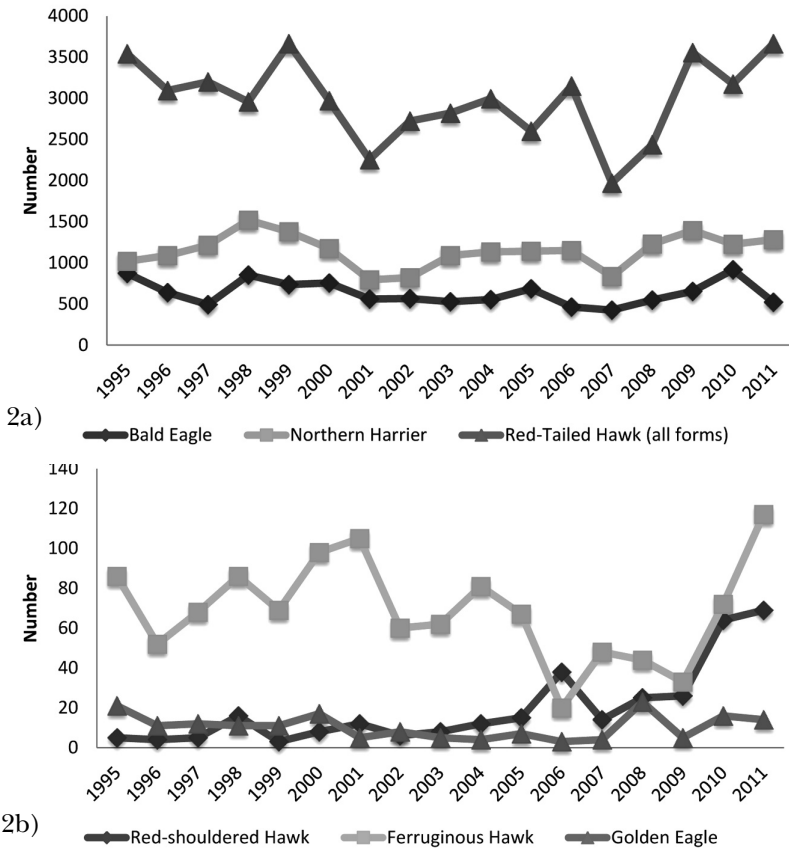


Figure 2a and 2b. Number of selected raptors seen on all Kansas CBCs from 1995 through 2011.

Baldwin, Cheyenne Bottoms, Topeka, and Ulysses. The 973 Rusty Blackbirds is near the average of 974 since 2000. The Brewer's Blackbird count of 9,059 is above the average of 6,004 since 2000.

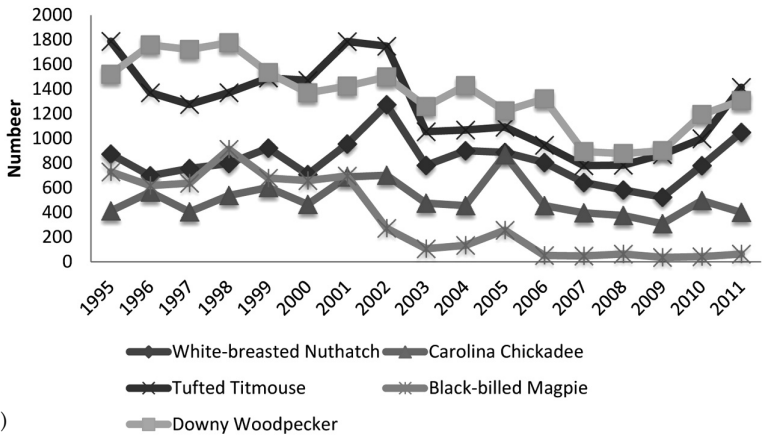
Red-shouldered Hawk's continue to increase with a new all-time high of 69 surpassing last year's record by five and well above the average of 25 since 2000 (Figure 2b). Red-tailed Hawk numbers exceeded 3,000 for the third consecutive year with 3,567, above from 3,173, last year (average 2,986 since 1995, Figure 2a). Harlan's Hawk was up to 97 compared to 58 last year. The 52 Merlin was almost equal to last year's 50. Prairie Falcons decreased from last year's 75 to 62.

The 6,236 Eurasian Collared-Dove is the second highest total behind last year's all-time of 7,506. The average since the 1997-1998 CBC (when first reported) is 1,883 per/yr, with an average of 2,352 since 2000. Garden City only had 801 after leading with a high of 3,244 last year (average since 2000, 525). The highest total for any individual count this year was Ulysses with 1,653 (average 350/yr since 2000). The greatest numbers still occur in western Kansas as seen by these additional numbers: 1,217 CNG (average 302/yr since 2000); 313 Dodge City (81/yr since 2000); 283 Scott Lake (344/yr since 2000); 247 Lakin (average 230/yr since 2000); and Syracuse with 207 (82/yr since 2000). They continue to expand eastward as indicated by the 224 at Cheyenne Bottoms (27/yr since 2000) and 170 in Topeka (32/yr since 2000).

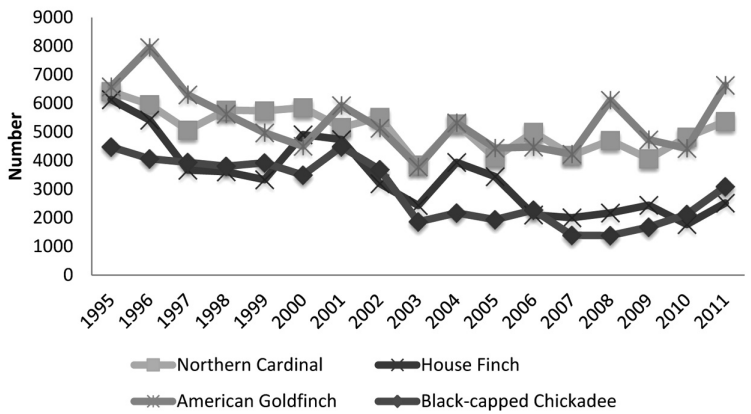
Asio owls increased from the previous year with 19 Long-eared and 33 Short-eared. Red-headed Woodpeckers were about the same as last year (315) with 332 reported, and above the average of 263 per/yr since 2000. The 70 Pileated Woodpecker is just one behind the high for the 2000s, when 71 were observed in 2005 (47/yr since 2000).

The West Nile Virus (WNV) first appeared in Kansas in August, 2002 (Hegeman 2002), making its way from Queens, New York, where it was first isolated in 1999 (Lanciotti et al. 1999 and Steele et al. 2000). It was known to affect corvid and parid populations throughout the central and eastern U.S. as it spread westward. We wondered if populations are on the rebound, so we compared Downy Woodpecker, Black-billed Magpie, Black-capped Chickadee, Carolina Chickadee, Tufted Titmouse, White-breasted Nuthatch, Northern Cardinal, American Goldfinch, and House Finch numbers from 1995 (pre-WNV) through this year's CBC (post WNV). The Downy Woodpecker, parids, cardinal, and goldfinch all occupy similar habitats and are also residential species frequenting bird feeders, though the goldfinch population is migratory. The House Finch is an urban species. All of these species have been reported to the CDCs avian mortality database since 1999 (CDC 2009).

Downy Woodpeckers showed an increase for the second consecutive year with 1,336. Although this is above the 1,227/yr average since 2000, there was a downward trend from 1995 through 2009 (Figure 3a). Interestingly, all of the other species examined showed a decline during the 2003 CBC (Figure 3a and 3b). The Black-capped Chickadee, Tufted Titmouse, White-breasted Nuthatch, all show a similar pattern and trend of moving back toward numbers of pre-WNV (Figure 3a and 3b). The Carolina Chickadee dipped in 2003 and 2004, followed by a large increase in 2005 followed by a slightly more stable pattern (Figure 3a). Northern Cardinals and American Goldfinch follow a similar pattern to each other with periods of increases and decreases post WNV, but overall remained relatively constant (Figure 3b). The Black-billed Magpies increased for the second consecutive year to 63, but still well below the average of 201 since 2000. This marks the sixth consecutive year with numbers less than 100 (Figure 3a). Numbers have dropped considerably since the period of 1995-2001 (Figure 3b). The magpie declined in 2002 and has never rebounded. The House Finch has a continual trend downward although it did rebound slightly after 2004.



3a)



3b)

Figure 3a and 3b. Selected species examined for pre- and post West Nile Virus (WNV) status. The WNV was first reported in Kansas in 2002.

Few northern passerines were reported: only 52 Red-breasted Nuthatch (188 last year); 49 Purple Finch (171 last year); and only 28 Pine Siskin, second lowest total for the 2000s (13 in 2006). Typical for sparrows, there was great fluctuation. Harris’s Sparrow rebounded to 8,397 from last year’s 7,685 but is still below the average of 10,802 since 2000. Udall/Winfield rebounded with 1,362 to lead the state but a far cry from the all-time national high count of 21,900 reported on the NAS 68th CBC. No other count reported over 1,000. Kanopolis Lake (555), Slate Creek (537), and QNWR (520) were the next nearest counts. Savannah Sparrows reached the second highest total ever with 612, only behind the record of 777 in 2005 (244 average since 2000). Three Vesper Sparrows were reported (one each at Clark County, Junction City, Yoder); and 27 LeConte’s Sparrows, with an impressive 22 at Lawrence, three at Oskaloosa/Perry and two at Red Hills.

Each year NAS publishes a summary of the highest counts for individual species in the U.S. For the 111th CBC, only 20 counts were submitted to Audubon (less than half conducted). High counts from Kansas included: 4,695 Common Merganser at Waconda Lake; 23 Lesser Prairie-chicken at CNG; 202 Red-headed Woodpecker at Linn County; 2,450 Tree Sparrow at

QNWR; and 7,825 Lapland Longspur at Waconda Lake. Of notable interest was the high count for Harris's Sparrow, which was only 855 (Sooner Lake, OK), but for the first time, the high in many years wasn't reported from Udall-Winfield, which only reported 756 (Ortego, B. 2011. Summary of Highest Counts of Individuals for the United States. In The 111th Christmas Bird Count, American Birds 65:123-128). Ironically, the Sooner Lake count was actually the second highest count in the nation last year because Slate Creek Wetland had the Kansas high of 1,022 Harris's Sparrows, but is not an Audubon count. The Waconda Lake Lapland Longspur count was actually third within the state, since 12,342 (Ingalls-Cimarron), and 9,200 (Scott Lake) were higher, both non-Audubon counts.

For the last two years the Halstead/Newton count has not been submitted to KOS, but was sent to NAS. The Sawyer CBC was apparently left out of last year's CBC issue due to technical difficulties. The Editor (Young) apologizes for this data omission.

Alma/Lake Wabaunsee. 38°56'N 96°17'W. Center as described in 1995. 25 December 2011; 7:00 a.m. to 5:00 p.m.; 26°F to 50°F. Wind WNW-NNW 0-8 mph. Snow, trace. Still water partly open, moving water partly frozen; a.m. clear, p.m. clear. One observer in one party. Total party-hours 9.75 (4.25 on foot, 5.5 by car). Total party-miles 77 (7 on foot, 70 by car). Total 64 species; 2,009 individuals.

Dan LaShelle (compiler-1036 SW Fleming Ct., Apt 105, Topeka, KS 66604-1873).

Arkansas City. 37°02'N 97°02'W. Center as described in 1978. 23 December 2011; 8:00 a.m. to 5:30 p.m.; 21°F to 36°F. Wind NW 0-8 mph. Still water partly frozen, moving water open; a.m. clear, p.m. clear. Five observers in two parties. Total party-hours 17.5 (1 on foot, 16.5 by car), plus 3 hours owling. Total party-miles 167.8 (1 on foot, 166.8 by car), plus 45.8 miles owling. Total 82 species; 23,148 individuals.

Wallace Champeny, Patty Marlett, David Reed, Shawn Silliman, Eugene A. Young (compiler-1707 N 7th St., Arkansas City, KS 67005).

Atwood. 34°49'N 101°03'W. New Count. Center of circle at the junction of K-25 and US 36 highways in Atwood. 6 January 2012; 8:00 a.m. to 5:15 p.m.; 34° to 54°F. Wind NNW-NNE 2-25 mph. Snow trace. Still water partly open, moving water partly frozen; a.m. partly cloudy, p.m. partly cloudy. One observer in one party. Total party-hours 9.25 (1.25 on foot, 8 by car). Total party-miles 108 (3 on foot, 105 by car). Total 43 species; 1,885 individuals.

Dan LaShelle (compiler-1036 SW Fleming Ct., Apt 105, Topeka, KS 66604-1873).

Baldwin. 38°47'N 95°16'W. Center as described in 1986. 18 December 2011; 6:30 a.m. to 5:15 p.m.; 28°F to 57°F, Wind S 20-30 mph. Still water partly frozen, moving water partly frozen; a.m. partly cloudy, p.m. cloudy. Thirteen observers in eight parties, plus two at feeders. Total party-hours 47.25 (12 on foot, 35.25 by car), plus 4 hours at feeders and 3.75 hours owling. Total party-miles 345 (12 on foot, 333 by car) plus 20 miles owling. Total 90 species; 11,133 individuals.

Jan Boyd, Roger Boyd (compiler-Biology Department, Baker University, P.O. Box 65, Baldwin City, KS 66606), Bill Busby, Calvin Cink, Keith Dyche, Jon King, Bootsie Lauridsen, Gerry Parkinson, Barbara Pressgrove, Martin Pressgrove, Stan Roth, Gary Sanden, Phil Wedge.

Benedictine Bottoms. 39°36'N 95°08'W. Center as described in 2006. 8 January 2012; 7:45 a.m. to 4:45 p.m.; 32°F to 44°F. Wind NE 0-8 mph. Still water open, moving water open; a.m. cloudy, p.m. cloudy. Three observers in three parties. Total party-hours 19.5 (4 on foot, 15.5 by car), plus 0.75 hr owling. Total party-miles 192.5 (6 on foot, 186.5 by car), plus 6 miles owling. Total 64 species; 4,623 individuals.

John Bollin (compiler-17063 Logan Road, Leavenworth, KS 66048), Dan LaShelle, John Schukman.

Black Wolf. 38°45'N 98°22'W. Center as described in 1993. 7 January 2012; 8:00 a.m. to 5:30 p.m.; 23°F to 43°F. Wind N 5-10 mph. Still water partly frozen, moving water open; a.m. cloudy, p.m. partly cloudy. Ten observers in three parties, plus one at feeders. Total party-hours 24 (4 on foot, 20 by car), plus 2 hrs at feeders and 1 hour owling. Total party-miles 234 (4 on foot, 230 by car). Total 74 species; 23,361 individuals.

Matt Gearheart, Dave Klema, Bob Kruger, Mark Land, Mike McGhee, Beth Ptacek, Ellen Rader, Mike Rader (compiler-Box 395, Wilson, KS 67490), Ed Raynor, Roger Schultz, Hannah Tetreault.

Bonner Springs/Lansing. 39°11'N 94°54'W. Center as described in 1995. 26 December 2011; 7:00 a.m. to 5:00 p.m.; 27°F to 48°F. Wind S 0-10mph. Still water partly frozen, moving water partly frozen; a.m. cloudy, light rain, p.m. partly cloudy. Five observers in four parties, plus three at feeders. Total party-hours 36 (8.5 on foot, 27.5 by car), plus 2 hour at feeders and 0.5 hours owling. Total party-miles 374 (8 on foot, 366 by car), plus 2 miles owling. Total 69 species; 21,107 individuals.

John Bolin, Galen Pittman (compiler-12042 258th St., Lawrence, KS 66044), John Schukman, Phil Wedge, Roy Wedge.

Cheyenne Bottoms. 38°26'N 98°40'W. Center as described in 1977. 15 December 2011; 8:00 a.m. to 5:30 p.m.; 29°F to 44°F. Wind N 10 mph. Still water open, moving water open; a.m. clear, p.m. clear. Fifteen observers in six parties. Total party-hours 56 (12 on foot, 44 by car). Total party-miles 339.5 (3.5 on foot, 336 by car). Total 87 species; 4,318,150 individuals.

Levi Beaver, Jeff Carter, Victoria Cikanek, Michelle DeVerteuil, Eric Giesing, Terry Mannell, Pam Martin, Robert Penner (compiler-The Nature Conservancy, 593 NE 130 Ave., Ellinwood, KS 67526), Mike Rader, Keith Reif, Scott Schmidt, Gene Schneweis, Kim Schneweis, Scott Seltman, Curtis Wolf.

Cimarron National Grasslands. 37°07'N 101°52'W. Center as described in 1972. 31 December 2011; 8:00 a.m. to 5:00 p.m.; 46°F to 52°F. Wind WNW 10-35 mph gusting to 55. Snow trace-6 inches. Still water partly frozen, moving water partly open; a.m. clear, p.m. partly cloudy. Six observers in four parties. Total party-hours 25 (5 on foot, 20 by car). Total party-miles 235 (6 by foot, 229 by car). Total 52 species; 6,839 individuals.

Tom Ewert, Pete Janzen, Sebastian Patti (compiler-552 W. Belden Ave., Chicago, IL 60614), Diane Seltman, Scott Seltman, Max Thompson.

Clark County. 37°24'N 99°54'W. Center as described in 2010. 20 December 2011; 7:30 a.m. to 5:00 p.m.; 27°F to 28°F. Wind NE 35-20 mph. Still water partly frozen, moving water partly frozen; a.m. cloudy, light snow, p.m. partly cloudy. One observer in one party. Total party-hours 9.5 (0.5 on foot, 9.0 by car), plus 0.5 hour owling. Total party-miles 78 (0.5 by foot, 77.5 by car), plus 5 miles owling. Total 47 species; 3,515 individuals.

Galen Pittman (compiler-12042 258th St, Lawrence, KS 66044).

Council Grove. 38°40'N 96°W. Center as described 2010. 8 January 2011; 7:30 a.m. to 3:30 p.m.; 26°F to 44°F. Wind S 5 mph. Still water open, moving water open a.m.cloudy, p.m. clear. Five observers in three parties. Total party-hours 19 (3 on foot, 16 by car), plus 1 hour owling. Total party-miles 210 (5 by foot, 205 by car), plus 8 miles owling. Total 82 species; 7,858 individuals.

Glen Caspers, Mike Jennings, Jim Malcom (compiler-310 Kellogg, Auburn, KS 66402), Elmer Schroeder, Mary Jensen..

Derby/Belle Plaine. 37°28'N 97°15'W. Center as described in 2010. 9 January 2012; 7:30 a.m. to 5:15 p.m.; 37°F to 48°F. Wind S 21 mph. Still water open, moving water open; a.m. cloudy, p.m. clear. Sixteen observers in six parties, plus nine at feeders. Total party-hours

51.5 (16.5 on foot, 35 by car), plus 13 hours at feeders and 1 hour owling. Total party-miles 449.8 (16 by foot, 433.8 by car), plus 8 miles owling. Total 98 species; 38,356 individuals.

Jeff Calhoun (compiler-520 Whitetail, Derby, KS 67037), Dennice Craig, Bev DuGay, Doug English, Kevin Groeneweg, Mike Heaney, Leon Hicks, Kris Jackson, Jon King, Karen Klein, Patty Marlett, Travis Ross, Carolyn Schwab, Sandra Tholen, Curt VanBoening, Rod Wedel, Texie Winter.

Dodge City. 37°46'N 99°58'. Center as described in 2003. 17 December 2011; 8:00 a.m. to 4:00 p.m.; 21°F to 40°F. Wind calm. Still water partly frozen, moving water none; a.m. partly clear, p.m. partly clear. Eight observers in two parties, plus one at feeders. Total party-hours 15.15 (all by car), plus 1 hour at feeders. Total party-miles 211 (all by car). Total 38 species; 17,586 individuals.

Gwen Brooks, Joyce Davis, Joleen Fromm (compiler- 200 Campus Drive, 1B, Dodge City, KS 67801), Jean Lantis, Aaron Shipe Carolyn Scultz, Rae Tweedy, Althea White.

Doniphan County. 39°52'N 95°17'W. Center as described in 2003. 7 January 2012; 7:30 a.m. to 4:00 p.m.; 21°F-44° F. Wind W 5-10 mph. Still water partly open, moving water open; a. m. clear, p. m. clear. Four observers in two parties. Total party-hours 10.75 (2.25 on foot, 8.5 by car), plus 0.5 hour owling. Total party-miles 106 (104 by car, 2 on foot) plus 10 miles owling. Total 46 species; 19,993 individuals.

El Dorado Lake. 37°15'N 96°52'W. Center as described in 1990. 18 December 2011; 7:30 a.m. to 4:00 p.m.; 34° to 50°F. Wind N 15-30 mph. Still water open, moving water open; a.m. cloudy, p.m. cloudy. Three observers in one party. Total party-hours 8 (3 on foot, 5 hours by car), plus 1 hour owling. Total party-miles 173 (4 on foot, 169 by car), and 5 miles owling. Total species 67, 5,999 individuals.

Tom Ewert, Mike Heamy, Bob Hoopes, Kris Jackson, Bill Langley (compiler-2425 Gentry Lane, El Dorado, KS 67042), Atcha Nolan, Tammy Troutman.

Emporia. 38°27'N 96°05'W. Center as described in 1985. 18 December 2011; 8:00 a.m. to 5:00 p.m.; 36°F to 50°F. Wind S 13-17 mph. Still water open, moving water open; a.m. partly cloudy, p.m. partly cloudy. Twelve observers in six parties. Total party-hours 37 (15 on foot, 22 by car). Total party-miles 234.5 (13 on foot, 221.5 by car). Total 73 species 7,048 individuals.

Andrew Coleman, Anthony Dalisio, Sherry Ferguson, Bill Jensen, Marvin Kuehn Charlotta Matson, Wes Matson, Paul McKnab, Jenna Roger, Jean Schulenberg (compiler-1633 Road 250, Admire, KS 66830), Kathleen Tabor.

Fall River. 37°41.453'N 95°59.815'W. Center as describe in 2010. 28 December 2011; 7:30 a.m. to 3:30 p.m.; 23°F to 60°F. Wind 5 mph. Still water partly frozen, moving water open; a.m. partly clear, p.m. partly clear. Three observers in one party. Total party-hours 8 (0.25 on foot, 7.75 by car). Total party-miles 90 (.25 on foot, 89.75 by car). Total 48 species; 1,931 individuals.

Dan Larson (compiler-3636 SE 77th St., Berryton, KS 66409), Bob McElroy, David Mills.

Fort Riley. 39°9.6'N 96°46.5'W. Center as described in 2008. 28 December 2011; 7:00 a.m. to 3:00 p.m.; 30°F to 50°F. Wind W 5-10 mph. Still water frozen, moving water open; a.m. clear, p.m. clear. Fifteen observers in nine parties. Total party-hours 50 (25 on foot, 25 by car). Total party-miles 196 (24 on foot, 172 by car). Total 65 species; 5,296 individuals.

Dave Compton, Jake Danner, Amy Erickson, Rider Frey, Mike Houck (compiler- DPW Environmental Division, Bldg 407, Pershing Court, Fort Riley, KS 66442), Jeff Keating, Brian Monser, Derek Moon, Brett Parsons, Josh Pease, Frank Rottinghaus, Matt Smith, Megan Smith, Gibran Suleiman, Steve Wahle.

Garden City. 37.91682°N 100.80157°W. Center as described in 2010. 31 December 2011;

7:00 a.m. to 6:00 p.m.; 31°F to 49°F. Wind WSW 5-45 mph. Snow three inches. Still water partly frozen, moving water mostly open; a.m. clear, p.m. partly cloudy. Ten observers in eight parties, plus 15 at feeders. Total party-hours 40.25 (5.25 on foot, 35 by car) plus 25.5 hours at feeders. Total party-miles 309.25 (6.75 on foot, 302.5 by car). Total 56 species; 25,613 individuals.

Barbara Campbell, Bob Campbell, Cindy Elliott, Jeff Elliott, Carole Geier, Larry Geier, Daryl Hopkins, Joey Kraft, Dan LaShelle, Art Nonhof, Nathan Nonhof, Marie Osterbuhr (compiler-1103 Gillespie Place, Garden City, KS 67846), Ron Osterbuhr, Mike Ramsey, Pamela Ramsey, Leonard Rich, Emaline Scott, Sara Shane, Tom Shane, Chuck Stones..

Halstead/Newton. 38°04'N 97°28'W. Center as described in 1970. 17 December 2011; 7:00 a.m. to 5:00 p.m.; temperature, wind, and cloud cover data not provided. Still water partly open, moving water partly open. Twelve observers in 6 parties. Total party-hours 49.33 (23.05 on foot, 26.28 by car). Total party-miles 318 (26.25 on foot, 291.75 by car). Total 70 species; 38,365 individuals.

Fred Bartel, Bob Dester, Gregg Friesen, Lorna Harder (compiler-no address provided), Alison Hiebert, Greta Hiebert, Harv Hiebert, Bob Hoopes, Scott McCloud, Dwight Platt, Carolyn Schwab, Rod Wedel.

Hays. 38°51'N 99°27'W. Center as described in 1987. 17 December 2011; 8:00 a.m. to 3:00 p.m.; 24°F to 53°F. Wind W 5-13 mph. Still water partly frozen, moving water open; a.m. clear, p.m. clear. Twenty observers in eight parties. Total party-hours 25.25 (10.5 on foot, 14.75 by car). Total party-miles 220.75 (10.75 on foot, 210 by car). Total 57 species; 10,640 individuals.

Jeff Carter, Victoria Cikanek, Ben Drabkin, Douglas Drabkin, Greg Farley (compiler-Department of Biological Sciences, Fort Hays State University, Hays, KS 67601), Elmer Finck, Jordan Hofmeier, Jordge LaFantasie, Kevin Mannell, Terry Mannell, Matt Nordgren, Jenn Rader, Mike Rader, Curtis Schmidt, Brian Serpan, Bill Stark, Zac Stark, Dean Stramel, Jim Strine.

Holton. 39°28'N 95°44'W. Center as described in 2011. 3 January 2012; 7:30 a.m. to 5:00 p.m.; 16°F to 54°F. Wind S 8 mph. Still water partly open, moving water partly open; a.m. partly cloudy, p.m. partly cloudy. Ten observers in three parties. Total party-hours 20.5 (1.5 on foot, 19 by car). Total party-miles 213 (3 on foot, 210 by car). Total 51 species; 5,340 individuals.

Fred Coombs, Nancy Coombs, Evelyn Davis, Jeff Hansen, Ralph Hoover, Dan Larson (compiler-3636 SE 77th St., Berryton, KS 66409), Branden Magette, Carol Morgan, John Zempel, Linda Zempel.

Ingalls/Cimarron. 37°50'N 100°27'W. Center as described in 2002. 29 December 2011; 8:00 a.m. to 4:30 p.m.; 24°F to 43°F. Wind W-WSW 0-10 mph. Snow 3 inches. Still water partly open, moving water none; a.m. partly cloudy, p.m. partly clear. Three observers in two parties. Total party-hours 11 (3 on foot, 8 by car). Total party-miles 167 (5 on foot, 162 by car). Total 46 species; 3,162 individuals.

Dan LaShelle (compiler-1036 SW Fleming Ct., Apt 105, Topeka, KS 66604-1873), Marie Osterbuhr, Tom Shane.

John Redmond Reservoir. 38°27'N 95°82'W. Center as described in 1993. 30 December 2011; 8:00 a.m. to 5:00 p.m.; 40°F to 50°F. Wind NW 10-25 mph. Still water open, moving open; a.m. partly cloudy, p.m. clear. Fifteen observers in six parties. Total party-hours 33.5 (10 on foot, 23.5 by car), plus 2 hours owling. Total party-miles 332.5 (11.5 on foot, 321 by car), plus 27 miles owling. Total 79 species; 8,976 individuals.

Pat Buss, Bob Culbertson (compiler-207 Cheyenne St., New Strawn, KS 66839), Chris

Fagyal, Matt Gearheart, Jeff Prendergast, Francis Ramirez, Marty Ramirez, Kay Scott, Art Swalwell, Daniel Williams David Williams, Jacob Williams, Jerry Williams, Sue Williams, Dan Williamson.

Junction City. 39°00'N 96°53'W. Center as described in 1992. 26 December 2011; 7:30 a.m. to 5:30 p.m.; 25°F to 43°F. Wind S 0-9 mph. Still water mostly open, moving water mostly open; a.m. mostly cloudy, light rain showers, p.m. mostly cloudy. Fourteen observers in six parties. Total party-hours 45.5 (15.5 hours on foot, 30 by car), plus 1.25 hours owling. Total party-miles 309 (11 miles on foot, 298 by car), plus 20 miles owling. Total 91 species; 12,230 individuals.

Warren Buss, Chod Hedinger, Hoogy Hoogheem, Carol Hoogheem, Bob Hoopes, Jacob Keating, Jeff Keating, Bob Kruger, Dan Larson, Jaye Otte, Chuck Otte (compiler-613 Tamerisk Drive, Junction City, KS 66441), Jethro Runco, Brett Sandercock, Pat Silovsky.

Kanopolis Reservoir. 38°37'N 97°57'W. Center as described in 1983. 11 December 2011; 8:00 a.m. to 4:00 p.m.; 32°F to 40°F. Wind SSW 15-35 mph. Still water partly frozen, moving water open; a.m. partly foggy, p.m. cloudy, foggy. Seven observers in four parties. Total party-hours 24.5 (9 on foot, 15.5 by car), plus 0.5 hour owling. Total party-miles 220 (6.5 on foot, 213.5 by car), plus 5 miles owling. Total 78 species; 9,180 individuals.

Tom Ewert, Bob Hoopes, Robert Kruger (Compiler- 636 East State St., Lindsborg, KS 67456), Ellen Rader, Jenn Rader, Mike Rader, Scott Seltman.

Lakin. 37°59'N 101°15'W. Center as described in 1994. 27 December 2011; 8:00 a.m. to 5:30 p.m.; 19°F to 35°F. Wind WNW-WSW 3-35 mph. Snow 3 inches. Still water frozen, moving water open; a.m. clear, p.m. partly cloudy. Four observers in two to three parties. Total party-hours 15.5 (3 on foot, 12.5 by car). Total party-miles 158.5 (3 on foot, 155.5 by car). Total 43 species, 18,873 individuals.

Barbara Campbell, Bob Campbell, Dan LaShelle (compiler-1036 SW Fleming Ct., Apt 105, Topeka, KS 66604-1873), Tom Shane.

Lawrence. 38°59'N 95°18'W. Center as described in 1981. 17 December 2011; 7:00 a.m. to 5:30 p.m.; 26°F to 55°F. Wind NW 0-5 mph. Still water open, moving water open; a.m. clear, p.m. partly cloudy. Forty-four observers in 13 parties, plus one at feeders. Total party-hours 106.5 (38.5 on foot, 64 by car, 4 hours by ATV), plus 4 hours at feeders, 5 hours owling. Total party-miles 569.5 (39.5 on foot, 520 by car, 10 miles by ATV), plus 35 miles owling. Total 100 species; 35,064 individuals.

Mike Anderson, Bob Antonio, Kelly Barth, Leo Bistak, Roger Bod, Bill Busby, Kit Carlson, Christina Carter, Kele Carter, Pam Chaffee, Cal Cink, Wayne Dahl, Steve Dehart, Cooper Farr, Cathy Fullenwider, Lisa Grossman, Bill Hays, Craig Hensley, David Herrin, Earl Iverson, Susan Iverson, Jon King, Tom Kreissler, Sterling Moody, Alma Otto, Duane Otto, Gerry Parkinson, Galen Pittman (compiler-12042 258th St., Lawrence, KS 66044), Sarah Roels, Steve Roels, Stan Roth, Bandy Rucker, Bob Rucker, David Seibel, Dawn Sharp, Cynthia Shaw, Ed Shaw, Jon Standing, Ginger Winder, Patti Winn, Tom Winn, Jeff Witters, Joyce Wolf, Ron Wolf.

Leavenworth-Atchison. 39°23'N 95°00'W. Center as described in 1992. 31 December 2011; 7:30 a.m. to 3:30 p.m.; 34°F to 62°F. Wind S 5-30 mph. Still water partly frozen, moving water open; a.m. clear, p.m. clear. Seven observers in three parties. Total party-hours 23 (4.5 on foot, 18.5 by car), plus 1 hour owling. Total party-miles 199.5 (2.5 on foot, 197 by car), plus 9.5 miles owling. Total species 67; 15,047 individuals.

John Bollin III, Galen Pittman, Dave Rintoul, Brett Sandercock, John Schukman (compiler-14207 Robin Rd., Leavenworth, KS 66048), David Seibel, Dave Williams.

Linn County. 38°17'N 94°45'W. Center as described in 1982. 14 December 2011; 7:15

a.m. to 5:15 p.m.; 57°F to 61°F. Wind S 15-20 mph. Still water open, moving water open; cloudy, variable rain, p.m. cloudy, variable rain. Six observers in five parties. Total party-hours 36.25 (6 on foot, 30.25 by car), plus 1.25 hours owling. Total party-miles 356 (6.5 on foot, 349.5 by car), plus 10 miles owling. Total species 89; 571,128 individuals.

Roger Boyd (compiler-Dept. of Biology, P.O. Box 65, Baker University, Baldwin City, KS 66006), Cal Cink, Mark Corder, Mark Land, Mick McHugh, Galen Pittman.

Manhattan. 39°11.4'N 96°34.82'W. Center as described in 2003. 17 December 2011; 7:30 a.m. to 5:00 p.m.; 20°F to 40°F. Wind S 0-5 mph. Still water partially frozen, moving water open; a.m. partly cloudy, p.m. partly cloudy. Forty-nine observers in 26 parties, plus six at feeders. Total party-hours 166.5 (70.5 on foot, 96 by car), plus 4.75 hours at feeders, plus 1 hour owling. Total party-miles 569.5 (51.5 on foot, 518 by car), plus 4 miles owling. Total 100 species; 53,519 individuals.

Thomas Annenberg, Annie Baker, Susan Blackford, Doris Burnett, Warren Buss, Ted Cable, Jack Cully, Elizabeth Dodd, Michael Donnelly, Amy Erickson, Kevin Fay, Clyde Ferguson, Ann Feyerharm, Fred Freeman, Pat Freeman, Claudia, Ganser, Amanda Goldberg, Dave Haukos, Chod Hedinger, Carol Hoogheem, Hoogy Hoogheem, Ted Hopkins, Joe Howes, Lyla Hunt, Cindy Jeffrey, Gary Jeffrey, Loretta, Lowell Johnson, Jim Koelliker, Roma Lenehan, Brandon Magette, Clara Mayfield, Mark Mayfield, Bob Mohr, Beth Montelone, Marge Muenzenberger, Rachel Pigg, Ed Raynor, Amy Rintoul, David Rintoul (compiler-Biology Division-Ackert Hall, Kansas State University, Manhattan, KS 66506-4901), Rachel Roth, John Row, Brett Sandercock, Gerry Snyder, Michael Strobe, Hannah Tetreault, Melissa Urick, Ellen Welti, Patricia Yeager. Feeder watchers: Dick Catell, Judy Catell, Marilena Ferguson, Patsy Havenstein, Marla Shoemaker, Elizabeth Vanderlip.

Marion. 38°22'N 97°04'W. Center is near east of of dam at Marion Reservoir. 7 January 2012; 8:00 a.m. to 5:00 p.m.; 28°F. Wind NE 2 mph. Still water open, moving water open; a.m. partly cloudy, p.m. cloudy. Fourteen observers in four parties. Total party hours 26.5 (7 on foot, 19.5 by car). Total party-miles 292.5 (5.5 on foot, 287 by car). Total 83 species; 7,459 individuals.

Todd Becker, Tom Ewert (Compiler - treweert@yahoo.com), Kevin Groeneweg, Bob Hoopes, Clyde Jost, Cheryl Miller, Jim Nickel, Alan Weinbrenner, James Weinbrenner, Tristan Weinbrenner.

Meade. 37°15'N 100°20'W. Center as described in 1985. 7 January 2012; 7:30 a.m. to 5:30 p.m.; 25°F to 50°F. Wind calm 0-5 mph. Still water open, moving water open; a.m. partly cloudy, p.m. partly cloudy. Four observers in two parties. Total party hours 10 (6 on foot, 4 by car). Total party-miles 79 (6 on foot, 73 by car). Total 39 species; 3,722 individuals.

Audrey Flowers, Emily Flowers, Thomas Flowers (Compiler-P.O. Box 87, Meade, KS 67865), Mark Goldsberry, Bill Harris, Ron Mellard.

Olathe. 38°72'N 94°55'W. Center as described in 1986. 17 December 2011; 7:00 a.m. to 2:00 p.m.; 23°F to 43°F. Wind calm. Still water partly frozen, , moving water open; a.m. clear, p.m. partly cloudy. Six observers in five parties. Total party-hours 29.25 (16.25 on foot, 13 by car), plus 2.3 hours owling. Total party-miles 196.1 (14.5 on foot, 181.6 by car), plus 23 miles owling. Total 60 species; 5,997 individuals.

Mike Cooper, Kendall Cooper, Steve Crawford, Mark Land, Nick Varvel, Don Weiss (compiler-12100 Cherry LN, Olathe, KS 66061).

Old Garfield County. 38°07'N 100°27'W. Center as described in 1993. 26 December 2011; 7:30 a.m. to 5:00 p.m.; 27°F to 31°F. Wind WNW 5 mph. Snow 4 inches. Still water frozen, moving water none; a.m. clear, p.m. partly clear. Five observers in three parties. Total

party-hours 13.25 (3.25 on foot, 10 by car). Total party-miles 117.25 (4.25 on foot, 113 by car). Total 33 species; 8,825 individuals.

Barbara Campbell (compiler-709 W Maple St., Garden City, KS 67846), Bob Campbell, Dan LaShelle, Sara Shane, Tom Shane.

Olsburg. 39°25'N 96°39'W. Center as described in 1991. 16 December 2011; 8:00 a.m. to 5:00 p.m.; 16°F to 38°F. Wind S 0-5 mph. Still water partly frozen, moving water open; a.m. partly cloudy, p.m. clear. Six observers in three parties. Total party-hours 19 (1 on foot, 18 by car). Total party-miles 222 (1 on foot, 221 by car). Total 69 species; 5,245 individuals.

Carol Hoogheem, Irwin Hoogheem, Cindy Jeffrey, Gary Jeffrey (compiler-15850 Galilee Rd, Olsburg, KS 66520), Paul Weidhaas.

Oskaaloosa/Perry Lake. 39°12.0896'N 95°24.2355'W. Center as described in 1980. 18 December 2011; 6:50 a.m. to 5:15 p.m.; 27°F to 60°F. Wind SW 5-20 mph. Still water open, moving water open; a.m. partly cloudy, p.m. partly cloudy. Twenty-four observers in nine parties. Total party hours 135.5 (10 on foot, 125.5 by car), plus 0.5 hours at feeders, 0.75 owling. Total party-miles 481.95 (15.5 on foot, 466.45 by car).. Total 95 species; 40,958 individuals.

Gary Anderson, Bob Antonio, Richard Bean, David Chaffee Pam Chaffee, Elaine Corder, Mark Corder, Jennifer Delisle, Dena Friesen, Peter Grund, Joe Harrington, Susan Iverson, Jennifer Jones, Dan Larson, Nancy Leo, Kathy McDowell, Marie Plinsky, Banny Rucker, Bob Rucker, Cynthia Shaw, Ed Shaw, Roseanne Smith, Nick Vervet, Bunnie Watkins (Compiler-1003 E 1200 Rd., Lawrence, KS 66047), Molly Zahn.

Parsons. 37°30'N 95°15'W. Center as described in 1996. 23 December 2011; 7:30 a.m. to 5:00 p.m.; 23°F to 36°F. Wind no data. Still water partly frozen, moving water open; a.m. clear, p.m. partly cloudy. Eight observers in five parties. Total party-hours 29 (1 on foot, 28 by car). Total party-miles 227 (3 on foot, 224 by car). Total 75 species; 16,267 individuals.

Carolyn Chips, Charles Chips, Larry Herbert, Robert Mangile, Liz Mangile, Donna Mansell, Ed Miller, Rick Tucker (compiler-P. O. Box 875, Parsons, KS 67357).

Quivira National Wildlife Refuge. 38°09'N 98°29'W. Center as described in 1972. 14 December 2011; 8:00 a.m. to 5:30 p.m.; 39°F to 61°F. Wind SW 5-15 mph. Still water partly frozen, moving water open; a.m. cloudy, foggy, light rain, p.m. partly cloudy. Fourteen observers in four parties. Total party-hours 33 (9 on foot, 24 by car), plus 1 hour owling. Total party-miles 378 (7 on foot, 371 by car), plus 30 miles owling. Total 74 species; 26,906 individuals.

Levi Beaver, Lorrie Beck, Jeff Calhoun, Eric Giesing, Bob Gress, Mary Pat Haddican, Barry Jones, Joyce Lent, Patty Marlett, Pam Martin, Mike Rader (compiler- P.O. Box 395, Wilson, KS 67490), Mark Rogers, Scott Seltman, Curtis Wolf.

Red Hills. 37°13'N 98°42'W. Center as described in 1994. 29 December 2011; 7:30 a.m. to 5:30 p.m.; 33°F to 64°F. Wind W 10 mph. Still water partly frozen, moving water open; a.m. clear, p.m. clear. Twenty-two observers in four parties. Total party-hours 36 (11 on foot, 25 by car), plus 1 hour owling. Total party-miles 272 (10 miles on foot, 262 by car), plus 1 mile owling. Total species 75; 10,821 individuals.

Chad Anderson, Duane Anderson, Ken Brunson, Lee Ann Brunson, Jeff Calhoun, Sharon Dilts, Bev DuGay, Marsha Ebaugh, Tom Evert, Pete Janzen (compiler-3137 Mascot, Wichita, KS 67204-4407), Bill Jensen, Patty Marlett, Alexis Powell, Eli Powell, Jane Queal, Dale Randall, Texie Randle, Weston Riner, Stan Roth, Eddie Stegall, Dave Welfelt, Natasha Zarnstorff

St. Francis. 39°43'N 101°52'W. Center as described in 1988. 5 January 2012; 7:50 a.m. to 5:30 p.m.; 28° to 74°F. Wind WSW-W 0-12 mph. Snow trace. Still water partly open, moving water open; a.m. clear, p.m. clear. One observer in one party. Total party-hours 9.5 (5.25 on

foot, 4.25 by car) plus 0.5 hour owling. Total party-miles 99 (9 on foot, 90 by car), plus 0.5 owling. Total 44 species; 1,773 individuals.

Dan LaShelle (compiler-1036 SW Fleming Ct., Apt 105, Topeka, KS 66604-1873).

Salina. 38°83'N 97°63'W. Center as described in 2009. 17 December 2011; 7:30 a.m. to 5:00 p.m.; 26° to 43°F. Wind SE 8 mph. Still water partly open, moving water open; a.m. clear, p.m. clear. Sixteen observers in four parties. Total party-hours 30.2 (9.95 on foot, 20.25 by car), plus 6 hours at feeders. Total party-miles 226.7 (10.2 on foot, 216.5 by car). Total 65 species; 14,232 individuals.

Henry Armknecht, Dan Baffa, Robin Black, Jeff Cooper, Dennis Farres, Kat Farres, Byron Grauerholz, David Haight, Kevin Haight, Bob Highgate (compiler-3825 E. Stimmeu Rd, Salina, KS 67401), Jeffery Kasoff, Harold Lear, Doug Rudick, Duanne Schrag, Joseph Streckfus, Marge Streckfus.

Sawyer. 37.5291°N 98.7024°W. Center as described in 1989. 5 January 2012; 8:00 a.m. to 5:00 p.m.; 32° to 65°F. Wind SW 9 mph. Still water open, moving water open; a.m. clear, p.m. clear. Nineteen observers in nine parties. Total party-hours 25.5 (7 on foot, 18.5 by car) and 1 hour at feeders, plus 0.5 hours owling. Total party-miles 415.75 (2.75 on foot, 413 by car), plus 0.5 miles owling. Total 74 species; 79,573 individuals.

Aaron Austin, Bryan Bartels, Kevin Becker, David Bender, Ken Brunson (compiler-40050 NE 10th St., Pratt, KS 67124), Lee Ann Brunson, Jeff Conley, Tom Ewert, Emma Foltz, Faye Graff, Bill Hlavachick, Mark Kumberg, Jessica Mounts, Jane Queal, Lee Queal, Mike Rader, Ryan Waters, Bob Wood, Laurie Yau.

Scott Lake. 38°35'N 100°56'W. Center as described in 1987. 18 December 2011; 7:45 a.m. to 4:45 p.m.; 27°F to 56°F. Wind SW 12 mph. Still water partly open, moving water open; a.m. foggy to mostly clear, p.m. partly cloudy. Five observers in three parties. Total party-hours 20 (4 on foot, 16 by car). Total party-miles 131.5 (2.5 on foot, 229 by car). Total 61 species; 4,057 individuals.

Marie Osterbuhr, Mike Ramsey, Pamela Ramsey, Sara Shane, Tom Shane (compiler-1706 Belmont, Garden City, KS 67846).

Seneca. 39°47'N 96°05'W. Center as described in 1997. 23 December 2011; 7:15 a.m. to 5:00 p.m.; 15°F to 34°F. Wind SW-SE 0-22 mph. Snow 2-3 inches. Still water partly open; moving water partly open; a.m. clear, p.m. clear. One observer in one party. Total party-hours 9.75 (4 on foot, 5.75 by car), plus 0.25 hour owling, 0.25 hour at feeder. Total-party miles 81 (6 on foot, 75 by car), plus 0.25 miles owling. Total 42 species; 13,579 individuals.

Dan LaShelle (compiler-1036 SW Fleming Ct., Apt 105, Topeka, KS 66604-1873).

Slate Creek Wetlands/Oxford. 37°15'N 97°15'W. Center as described in 1995. 21 December 2011; 8:00 a.m. to 5:30 p.m.; 24°F to 48°F. Wind S-SW 0-15 mph. Still water open, moving water open; a.m. clear, p.m. clear. Six observers in three parties. Total party-hours 27.5 (27.5 by car), plus 2 hours owling. Total party-miles 270 (270 by car), plus 33 miles owling. Total 89 species; 47,509 individuals.

Duane Anderson, Wallace Champeny, Bob Hoopes, Travis Ross, Max Thompson, Eugene A. Young (compiler-1707 N 7th St, Arkansas City, KS 67005).

Southeast KS Mined Land. 37°14'N 94°58'W. Center as described in 1992. 1 January 2011; 7:40 a.m. to 2:00 p.m.; 39°F to 50°F. Wind 5-10 mph. Still water open, moving water open; a.m. clear, p.m. clear. Seven observers in four parties. Total party-hours 20.75 (1 on foot, 19.75 by car). Total party-miles 161 (1.5 on foot, 159.5 by car). Total 46 species; 6,611 individuals.

Mavis Benner, Steve Ford [non-participant] (compiler-Biology Department, Pittsburg

State University, Pittsburg, KS 66763), Lawrence Herbert, Delia Lister, Elizabeth Mangile, Robert Mangile, Donna Mansell, Emmett Sullivan.

Syracuse. 38°00'N 101°52'W. Center as described in 1994. 28 December 2011; 8:00 a.m. to 5:00 p.m.; 17°F to 35°F. Wind WNW 0-10 mph. Snow 3 inch. Still water partly frozen, moving water partly open; a.m. clear, p.m. partly cloudy. Five observers in three parties. Total party-hours 21 (1 on foot, 20 by car). Total party-miles 159.75 (0.75 on foot, 159 by car). Total 53 species; 4,549 individuals.

Dan LaShelle, Art Nonhof (compiler-7560 Lindsay Drive, Holcomb KS 67851), Marie Osterbuhr, Sara Shane, Tom Shane.

Tallgrass Prairie National Preserve. 38°26'N 96°33'W. Center as described in 2010. 27 December 2011; 8:30 a.m. to 4:30 p.m.; 28°F to 46°F. Wind NW 16 mph. Still water partly frozen, moving water open; a.m. clear, p.m. clear. Two observers in one party. Total party-hours 8 (2.5 on foot, 5.5 by car). Total party-miles 48 (4 on foot, 44 by car). Total 34 species; 528 individuals.

Kristen Hase (compiler-Tallgrass Prairie National Preserve, 226 Broadway, P.O. Box 585, Cottonwood Falls, KS 66801), Darin McCullough.

Topeka. 39°02'N 95°40'W. Center as described in 1972. 17 December 2011; 6:30 a.m. to 5:30 p.m.; 27°F to 46°F. Wind S 10 mph. Still water open, moving water open; a.m. clear, p.m. clear. Twenty-six observers in 12 parties, plus three at feeders. Total party-hours 78 (22 on foot, 56 by car), plus 5 hours at feeders. Total party-miles 519 (20 on foot, 499 by car). Total 88 species; 85,661 individuals.

Judy Billings, Sandy Bohnsack, Diana Busey, Glen Caspers, Bob Clements, Evelyn Davis, Becky Drager, Kirk Drager, Eileen Ernst, Hank Ernst, Denise Eulert, Jeff Hansen, Ralph Hoover, Jennifer Jones, Duane Johnson, Joanna Lacousiere, Dan Larson, James Malcom (compiler—310 Kellogg, Auburn, KS 66402), Bob McElroy, Debby McKee, Sarah Merrill, Carol Morgan, Tara Porter, Rhonda Simpson, Mike Thomas, Janeen Walters, Linda Zempel.

Udall/Winfield. 37°16'N 96°59'W. Center as described in 1972. 18 December 2011; 8:00 a.m. to 5:00 p.m.; 33°F to 54°F. Wind S 5-17 mph. Still water open, moving water open; a.m. cloudy, p.m. cloudy. Nine observers in six parties. Total party-hours 48 (1 on foot, 47 by car), plus 3.5 hours owling. Total party-miles 406.5 (1.5 on foot, 405 by car), plus 37 miles owling. Total 106 species; 55,242 individuals.

Betty Anderson, Duane Anderson, Terry Barnett, Jane Doris, Kevin Groeneweg, Travis Ross, Max Thompson (compiler- 1729 E. 11th Ave., Winfield, KS 67156), Robert Wimmer, Eugene Young.

Ulysses. 37°30'N 101°18'W. Center as described in 1994. 30 December 2011; 8:15 a.m. to 5:30 p.m.; 27°F to 42°F. Wind WSW 0-5 mph. Snow 3-4 inches. Still water partly open; moving water partly open; a.m. clear, p.m. partly cloudy. Five observers in three parties, plus one at feeders. Total party-hours 25.5 (5.5 on foot, 20 by car), plus 0.5 at feeders. Total party-miles 244 (6 on foot, 238 by car), Total 46 species 7,381 individuals.

Eula Boylin, Tom Ewert Beverly Haeefele, Kellye Hart (compiler- PO Box 576, Ulysses, KS 67880), Pete Janzen, Dan LaShelle.

Waconda Lake. 39°28'N 98°22'W. Center as described in 1992. 22 December 2011; 7:30 a.m. to 5:15 p.m.; 31°F to 36°F. Wind NW 8-24 mph. Still water open, moving water open; a.m. clear. p.m. partly cloudy. Five observers in two parties. Total party-hours 16.5 (4.25 on foot, 12.25 by car). Total party-miles 143 (1.5 on foot, 141.5 by car). Total 76 species; 18,047 individuals.

Henry Armknecht (compiler-228 S 5th, Osborne, KS 67473), Glen Caspers, Dan Laarson,

James Malcom, Scott Seltman.

Wakefield. 39°13'N 96°58'W. Center as described in 1992. 18 December 2011; 7:30 a.m. to 4:00 p.m.; 33°F to 61°F. Wind S 0-25 mph. Still water open, moving open; a.m. mostly clear, p.m. clear. Eight observers in four parties, plus one at feeders. Total party-hours 25.5 (4 on foot, 21.5 by car), plus 2 hours owling. Total party-miles 197.75 (4 on foot, 193.75 by car), plus 34 miles owling. Total 78 species; 10,529 individuals.

Doris Burnett, Warren Buss, Chod Hedinger, Carol Hoogheem, Irwin Hoogheem, Bob Kruger, Jim Mayhew, Chuck Otte (compiler-613 Tamerisk, Junction City, KS 66441).

Webster Reservoir. 39°25'N 99°24'W. Center as described in 1992. 28 December 2011; 8:00 a.m. to 5:00 p.m.; 28°F to 56°F. Wind W 5-15 mph. Snow 1 inch. Still water partly frozen, moving water open; a.m. clear, p.m. clear. Five observers in three parties. Total party-hours 22 (9 on foot, 13 by car). Total party-miles 260 (3 on foot, 257 by car). Total 91 species; 54,474 individuals.

Henry Armknecht, Jenn Rader, Mike Rader (compiler-P.O. Box 395, Wilson, KS 67490), Scott Seltman Jon Vande Kopple..

Wichita. 37°41'N 97°21'W. Center as described in 1955. 17 December 2011; 7:30 a.m. to 5:30 p.m.; 32°F to 55°F. Wind W 5-10 mph. Still water open, moving water open; a.m. clear, p.m. clear. Eighteen observers in nine parties, plus two at feeders. Total party-hours 57.5 (30.5 on foot, 27 by car), plus 4 hours at feeders and 2.5 hours owling. Total party-miles 403 (29 on foot, 374 by car), plus 21 miles owling. Total 98 species; 64,431 individuals.

Jeff Calhoun, Bev Dugay, Marsha Ebaugh, Tom Ewert, Bob Gress, Paul Griffin, Kevin Groeneweg (compiler-2603 S. Capri Ln, Wichita, KS 67210), Mike Heaney, Pete Janzen, Larry Londagin, Patty Marlett, Jim Mason, Cheryl Miller, Dale Randall, Texie Randle, Eddie Stegall, Curt VanBoening, Art Weigand.

Wilson Lake. 38°56'N 98°34'W. Center as described in 1994. 18 December 2011; 8:00 a.m. to 5:30 p.m.; 30°F to 57°F. Wind SW 5-15 mph. Still water open, moving water open; a.m. partly cloudy, p.m. clear. Eight observers in four parties. Total party-hours 28 (12 on foot, 16 by car). Total party-miles 315 (6 on foot, 309 by car). Total 89 species; 1,516,395 individuals.

Henry Armknecht, Victoria Cikanek, Dave Klema, Mike McGhee, Jenn Rader, Mike Rader (compiler-P.O. Box 395, Wilson, KS 67490), Roger Schultz, Scott Seltman.

Yoder. 37°55'N 97°50'W. Center as described in 2000. 16 December 2011; 8:00 a.m. to 2:00 p.m.; 23°F to 42°F. Wind NE-SW 5-10 mph. Still water partly frozen, moving water partly frozen; a.m. partly cloudy, p.m. clear. Eighteen observers in five parties. Total party-hours 20 (5.25 on foot, 14.75 by car). Total party-miles 170.75 (3.75 on foot, 167 by car). Total 61 species; 10,282 individuals.

Sarah Blake, Mary Clark (compiler-Dillon Nature Center, 3002 E 30th, Hutchinson, KS 67502), Tom Ewert, Allen Jahn, Barbara Jahn, Wayne Jahn, Steven Kinser, Andrew Miller, Anthony Miller, Bryant Miller, Dwight Miller, Jay Miller, Joseph Miller, Michael Miller, Verna Miller, Vincent Miller.

Literature Cited

CDC Vertebrate Ecology Web Page. 2009. <http://www.cdc.gov/ncidod/dvbid/westnile/birdspecies.htm>, accessed 16 February 2012.

Hegeman, R. 2002. Kansas reports first case of virus. West Nile: Horse in Cowley County has died from mosquito-borne illness; KDHE is investigating. The Topeka Capital Journal, cjonline.com: http://cjonline.com/stories/080902/kan_virus.shtml, accessed 16 February 2012.

Lanciotti R.S., J.T. Roehrig, V. Deubel, J. Smith, M. Parker, K. Steele, B. Crise, K.E. Volpe, M.B. Crabtree, J.H. Scherret, R.A. Hall, J.S. MacKenzie, C.B. Cropp, B. Panigrahy, E. Ostlund, B. Schmitt, M. Malkinson, C. Banet, J. Weissman, N. Komar, H.M. Savage, W. Stone, T. McNamara, and D.J. Gubler. 1999. Origin of the West Nile virus responsible for an outbreak of encephalitis in the northeastern United States. *Science* 286(5448):2333-2337.

Steele, K.E, M.J. Linn, R.J. Schoepp, N. Komar, T.W. Geisbert, R.M. Manduca, P.P. Calle, B.L. Raphael, T.L. Clippinger, T. Larsen, J. Smith, R.S. Lanciotti, N.A. Panella, and T.S. McNamara. 2000. Pathology of fatal West Nile virus infections in native and exotic birds during the 1999 outbreak in New York City, New York. *Journal Veterinary Pathology* 37(3):208-224.

Thompson, M.C., C. Ely, B. Gress, C. Otte, S.T. Patti, D. Seibel, E.A. Young. 2011. *Birds of Kansas*. University Press of Kansas, Lawrence, Kansas.

2011-12-KOS CBC Table Species	Alma	Arkansas City	Atwood	Baldwin	Benedictine Bottoms	Black Wolf	Bonner Springs	Cheyenne Bottoms	Cimarron NG	Clark County	Council Grove	Derby Belle Plain	Dodge City	Doniphan
Greater White-fronted Goose	3	2	3											
Snow Goose, White form			1	295	1455	CW	111	50348				5150	100	
Blue Form						48	3	39957	CW	70		20	651	18250
Ross's Goose						2		300				3		
Cackling Goose	103	37	53	18	56	1	2	12000				4		2
Canada Goose	503	1020	266	2336	530	315	83	1025			22	5768		
goose species							9600	46263	1	40	492	14362	1533	6
Trumpeter Swan				7								1		
Tundra Swan														
Wood Duck	1	2												
Gadwall	4	75		117	45	6	120	16		22	50	113		
American Wigeon		8		1				1			3	30	1	
American Black Duck				1										
Mallard	77	316	5	1637	69	11	3300	3721	14	75	38	347	128	4
Blue-winged Teal												2	1	
Northern Shoveler	12	1		5	41			18	2		2	63		
Northern Pintail				1				114			1	11		
Green-winged Teal		3		7	1			11			75	3		
Canvasback		10			1	CW	13	1			2	15		
Redhead	2		1	5	1	1		3			1	72		
Ring-necked Duck	94	8		29	5	2	54	32		2	3	119		
Greater Scaup				2							3	6		
Lesser Scaup	25	5		6	2		4				12	87		
Long-tailed Duck														
Bufflehead				16				1		1	8	23		
Common Goldeneye	55	41		25	21		43	3	2		150	22		22
Barrow's Goldeneye														
Hooded Merganser	22	73		11			1	2			185	10		
Common Merganser	1						8	262			450			43
Red-breasted Merganser														
Ruddy Duck	4			8			6	1					1	
duck species		100												
Scaled Quail														
Northern Bobwhite	2	9		4		CW		5	11	20	7	12		
Ring-necked Pheasant		5	1		1	15		3	2	7		1	2	
Greater Prairie-Chicken						CW								
Lesser Prairie-Chicken														
Wild Turkey	20	3	5	72	38	64	49	14			12	29	2	
Pacific Loon														
Common Loon				1							4			
Pied-billed Grebe	6	2			1		1	1			4	1		
Horned Grebe														
Eared Grebe														
Double-crested Cormorant								3				CW		
American White Pelican					1									
Great Blue Heron	1	6		1		2	1	66		2	4	41		
Black-crowned Night-heron														
Osprey														
Bald Eagle	2	13		3	19	1	5	36			2	16		21
Northern Harrier	2	14	7	17	1	39		161	21	18	14	8	13	4
Sharp-shinned Hawk				5	1	2	2				1	3		
Cooper's Hawk		2		2	2	6		1	1			4		
Northern Goshawk														
Accipiter species														
Red-shouldered Hawk		6		5							3	3		
Red-tailed Hawk	6	70	8	77	39	101	51	88	15	3	28	81	36	18
Harlan's		4		2	3	4		3				7		
Ferruginous Hawk			1					1	13				3	
Rough-legged Hawk		1	2					4		1	1	1	1	1
Buteo species														
Golden Eagle									3					
eagle species												1		
American Kestrel	2	8	12	23	7	25	17	15	2	2	5	27	8	2
Merlin			2	1		3		CW	1	1	1	2	2	
Peregrine Falcon				1				1						
Prairie Falcon			1			3		2	3	1		1	1	
Falco sp.														
Virginia Rail														
American Coot	135	8		7			90	25		6	250	30		
Sandhill Crane							3	9417				21		
Killdeer		2						2						
Least Sandpiper														
Greater Yellowlegs											1	CW		
Dunlin														
Wilson's Snipe		3												
Bonaparte's Gull										1				
Franklin's Gull														
Ring-billed Gull	1	123		11	194		12	212	CW		83	58		160
Herring Gull	1							50	1		3			
Thayer's Gull								1						
Glaucous Gull								1						
gull species														
Rock Pigeon	49	338	8	159	98	85	51	44	80	80	6	900	2104	28
Eurasian Collared-Dove		65	9	7	2	26	8	224	1217	50	3	70	313	24
White-winged Dove			25			1			26			1		
Mourning Dove		17		166	40	6	82	3	100	10	1	64		
Barn Owl								4				CW	1	
Eastern Screech-Owl	1	7		1		4	1	3		1		1		
Great Horned Owl	1	14		4		6		4	3		1	6	1	1
Snowy Owl														
Barred Owl	1	32		8	1	1	2				1	6		
Long-eared Owl		10				6								
Short-eared Owl		6				8		9			5			
Belted Kingfisher	3	3		3	6	2	2	1		3	2	7		1
Red-headed Woodpecker	7			11	17	1	25				1			9

2011-12-KOS CBC Table Species	Alma	Arkansas City	Atwood	Baldwin	Benedictine Bottoms	Black Wolf	Bonner Springs	Cheyenne Bottoms	Cimarron NG	Clark County	Council Grove	Derby Belle Plain	Dodge City	Doniphan
Red-bellied Woodpecker	26	42	3	68	41	18	41	7		3	35	57		24
Yellow-bellied Sapsucker	1	5		1	1	1	2	1				1		
Ladder-backed Woodpecker									CW					
Downy Woodpecker	10	16	4	74	23	24	35	8	3	4	29	57		7
Hairy Woodpecker	3	3	4	22	9	8	1	10	CW	1	9	14		1
Northern Flicker	8	17	2	22	15	12	11	32	5			10		9
Yellow-shafted		15	1	12		4	1	6		3	61	14	7	1
Red-shafted			2			3		17		1		2		
Pileated Woodpecker				3	1							8		
Eastern Phoebe						1								
Say's Phoebe						1								
Loggerhead Shrike		2		3	1	1			2				2	
Northern Shrike			1			1								
Blue Jay	47	51		200	77	6	157	1	1		33	34		22
Western Scrub-Jay									3					
Black-billed Magpie						4			6	4			7	
American Crow	50	314	7	345	50	72	564	19		3	57	380	3	37
Chihuahuan Raven									3					
Common Raven									4					
Horned Lark	8	10	303	193	10	98	5	305	1167	490	15	319	78	3
Carolina Chickadee		81										57		
Black-capped Chickadee	19		3	183	39	45	59	2			41	140		13
Tufted Titmouse	7	66		81	25	1	63				7	96		8
Red-breasted Nuthatch														
White-breasted Nuthatch	12	18	7	59	22	26	34	12			16	40		9
Brown Creeper	2	7	1	19	2	2	12	3			11	3		
Carolina Wren	6	15		14	7	5	9				8	63		
Bewick's Wren										2		1		
Winter Wren	1	1		3		3	1	1			1	2		1
Marsh Wren								3						
Golden-crowned Kinglet	1			5	2		4				27	1		
Ruby-crowned Kinglet							4				2	1		
Eastern Bluebird	24	75	3	113	22	10	49	14		5	42	109		8
Mountain Bluebird			6			16						1		
Townsend's Solitaire									1					
Hermit Thrush		1		3								1		
American Robin	51	427	149	73	1	48	58	282	42	3	44	821	115	10
Gray Catbird														
Northern Mockingbird		14		24		2	17	1			1	13		
Sage Thrasher									1					
Brown Thrasher														
Curve-billed Thrasher									2					
European Starling	40	6782	329	946	424	450	1885	100817	305	100	280	1607	1154	179
American Pipit									1					
Cedar Waxwing	7	64		1		36		2			16	55		
Lapland Longspur			11	784		230		56	1806	830		50		
Chestnut-collared Longspur									1					
Smith's Longspur		125												
McCown's Longspur									50					
Orange-crowned Warbler														
Yellow-rumped (Myrtle) Warbler	4	60		12			14	3			12	19		
Spotted Towhee		7		5		8		1			2	9		
Eastern Towhee												3		
Rufous-crowned Sparrow														
American Tree Sparrow	104	92	69	286	350	840	50	695	4	6	1215	125	2	385
Chipping Sparrow														
Field Sparrow		28		1		2		3			2	4		1
Vesper Sparrow										1				
Lark Bunting									13					
Savannah Sparrow		2		24				19	1		4	13		10
LeConte's Sparrow														
Fox Sparrow	1	6		3	1		2				2	7		
Song Sparrow	19	38	3	53	75	57	29	14	3	4	90	51		23
Lincoln's Sparrow		1		1			1	1				5		1
Swamp Sparrow				4	4			2						
White-throated Sparrow		2		9	8		21				19	9		2
Harris's Sparrow	59	162		122	61	410	36	186		1	250	496	CW	13
White-crowned Sparrow	1	46	38	14	18	10	9	24	149	10	155	69	19	
Dark-eyed Junco	197	110	22	688	278			191	12			711		105
Slate-colored		421				375	672	52	12	40	700	511	4	
Oregon				2		1	1	3		5		4	1	
Pink-sided												2		
Grey-headed Junco sparrow species									1					
Northern Cardinal	10	155	1	267	75	44	184	26		1	134	254	1	45
Red-winged Blackbird	86	10750	248	352	43	18000	2890	4000000	438	730	2400	1908	10333	121
Eastern Meadowlark	7	28		11	14		2					10		50
Western Meadowlark		1	145	72		360		55	300	300		3	236	20
<i>Sturnella</i> species		234		185	6	120	115	142			18	850		133
Yellow-headed Blackbird														
Rusty Blackbird		5		7		40	10				10			
Brewer's Blackbird				2		762				50	2			
Common Grackle		1			2	2	1	2	1			51	199	1
Great-tailed Grackle												781	217	
Brown-headed Blackbird blackbird species	1			2	100	15	100	50000	2	50	7	102		
Purple Finch				7		CW	3							
House Finch	3	28	1	59	2	48	9	152	70	2	47	223	3	
Red Crossbill														
Common Redpoll								CW						
Pine Siskin						CW			2			4	CW	
American Goldfinch	20	60	58	245	18	110	96	111	115		22	315	4	20
House Sparrow	28	288	54	331	98	225	103	386	795	450	92	227	299	125
Total	2009	23148	1885	11133	4623	23361	21107	4318150	6839	3515	7858	38356	17586	19983
Species Number	64	82	43	90	64	74	69	87	52	47	82	98	38	46

2011-12-KOS CBC Table Species	El Dorado Lake	Emporia	Fall River	Fort Riley	Garden City	Halstead/ Newton	Hays	Holton	Ingalls Cimarron	John Redmond	Junction City	Kanopolis Lake	Lakin	Lawrence
Greater White-fronted Goose		2				165					7			1
Snow Goose, White form	1	1411		300	2	248			2	1075	650	5	13200	3510
Blue Form				100						75	33		125	
Ross's Goose											1		453	4
Cackling Goose	1200			5		500		27			60	125	3	210
Canada Goose	2572	1843	25	1119		2340	371	2247	3	920	1371	401	213	7750
goose species														
Trumpeter Swan														CW
Tundra Swan														
Wood Duck					19	4	1			100	1			
Gadwall	41	14		6		10		13			287	18		47
American Wigeon					88	15			8		27	2	12	
American Black Duck														
Mallard	30	181	145	80	442	407			123	2400	1381	1343	575	810
Blue-winged Teal	1									2				
Northern Shoveler	1	1			2	18				20				64
Northern Pintail					1				7	4	2	3	8	2
Green-winged Teal	40	4			5			2	1	1	10	19		140
Canvasback		15				1		13	13			CW		
Redhead								54				3		
Ring-necked Duck		2	13	8		13		44		4	3	2		34
Greater Scaup														
Lesser Scaup	13					1		26	1	47	2	2		5
Long-tailed Duck														
Bufflehead	2	18	8							16	10	8		26
Common Goldeneye	20	39	7			4		23		6	246	374		316
Barrow's Goldeneye														
Hooded Merganser	48	17	43	1		4				21	64	14		87
Common Merganser			8					1		550	33	21		125
Red-breasted Merganser										13	9			2
Ruddy Duck		24							2			2		1
duck species														
Scaled Quail														
Northern Bobwhite	4	8	32	39	73	20	1		1	9	28			
Ring-necked Pheasant				8	219		27		174		7	6	56	
Greater Prairie-Chicken		20					1			9		50		
Lesser Prairie-Chicken														
Wild Turkey		450	2	12	10	21	56	34		54	146	63		184
Pacific Loon														
Common Loon										1				1
Pied-billed Grebe	2	6						10		2	8	8		3
Horned Grebe										2				
Eared Grebe		1												
Double-crested Cormorant	5									202		3		5
American White Pelican										75		1		15
Great Blue Heron	8	5	1	1		7	1			53	15	32		15
Black-crowned Night-heron						1								
Osprey														
Bald Eagle	3	2	9	6		1		2		31	15	17		18
Northern Harrier	17	28	5	38	16	12	15	12	10	59	36	29	6	29
Sharp-shinned Hawk			1	4	11			4		1	3	1		8
Cooper's Hawk		3	1	4	1	4	2			3	2	2		7
Northern Goshawk														
Accipiter species														
Red-shouldered Hawk	1		4							5	1			3
Red-tailed Hawk	48	47	21	63	30	74	82	31	27	104	130	36	26	201
Harlan's	1		1	3		3				2	3	4		1
Ferruginous Hawk					4		1		24				5	
Rough-legged Hawk	1	4	1	10	3	3	4		2	7	3	2	6	
Buteo species					2	8								
Golden Eagle														1
eagle species														
American Kestrel	4	10	1	3	9	16	14	10	3	8	15	8	4	27
Merlin		1				2	3		1		1		1	1
Peregrine Falcon														
Prairie Falcon		1			1	2	4		5				3	
Falco sp.												1		
Virginia Rail														
American Coot	2	62				50			20		102	25		7
Sandhill Crane														
Killdeer	1													5
Least Sandpiper														
Greater Yellowlegs														
Dunlin														
Wilson's Snipe												1		
Bonaparte's Gull											4	395		18
Franklin's Gull														
Ring-billed Gull	95	367	83	4	CW	1		5		400	94	348		2350
Herring Gull				1						15	11	6		7
Thayer's Gull														
Glaucous Gull														
gull species														
Rock Pigeon	8	220		34	629	66	1014	39	11	50	274		31	557
Eurasian Collared-Dove	8	24	1		801	15	45	13	42	2	45	15	247	54
White-winged Dove					77									
Mourning Dove	1	18		77	6	18	42	5	2	4	96		1	294
Barn Owl					3								1	
Eastern Screech-Owl		3					3		1		3	1		2
Great Horned Owl	1	3		2	4	1	10		2	1	8	3	8	6
Snowy Owl										1	CW			
Barred Owl		2		4						2	1	1		12
Long-eared Owl										2				
Short-eared Owl										CW	1			1
Belted Kingfisher	3			2	1	2				1	12	3		6
Red-headed Woodpecker		4	1	26				4			4			15

2011-12-KOS CBC Table Species	El Dorado Lake	Emporia	Fall River	Fort Riley	Garden City	Halstead/ Newton	Hays	Holton	Ingalls Cimarron	John Redmond	Junction City	Kanopolis Lake	Lakin	Lawrence
Red-bellied Woodpecker	16	24	3	38	3	30	9	19		19	46	22		105
Yellow-bellied Sapsucker	2	2		3		2				2	8			4
Ladder-backed Woodpecker														
Downy Woodpecker	16	24		32	9	45	21	17	1	9	29	11		126
Hairy Woodpecker	4	6		4		5	6		1	10	3	4		16
Northern Flicker			5		6		15		2		15	18		103
Yellow-shafted	10	20		55	1	31	5	12		8	50	21	2	22
Red-shafted		3		15	7	3	9		3		2	2		1
Pileated Woodpecker	2	2	2							2	CW			13
Eastern Phoebe														
Say's Phoebe														
Loggerhead Shrike		2	2	1	1		1	2		2	4	1		2
Northern Shrike											1		1	
Blue Jay	17	34	7	119	22	26	5	26	1	16	126	15	2	202
Western Scrub-Jay														
Black-billed Magpie					8		21		1				1	
American Crow	165	230	155	210		132	35	244	3	380	391	45	5	480
Chihuahuan Raven														
Common Raven														
Horned Lark	14	10		4	329	209	1197		661	21	67	33	1390	105
Carolina Chickadee														
Black-capped Chickadee	33	107	4	79		148	16	34		43	80	71		360
Tufted Titmouse	18	80	5	38		26		11		22	38	6		145
Red-breasted Nuthatch					3		2				4			3
White-breasted Nuthatch	12	17	3	30	1	26	16	12		6	26	17		91
Brown Creeper	9	18	1	2	3	1					3	1		51
Carolina Wren	14	3		11		22	2				14	14		40
Bewick's Wren														
Winter Wren	2	1									3	2		8
Marsh Wren														
Golden-crowned Kinglet		6	1	1							12	2		9
Ruby-crowned Kinglet				3			1				CW			1
Eastern Bluebird	36	61	25	121		57	13	80		71	107	37	3	145
Mountain Bluebird						12	1							
Townsend's Solitaire							6				1	1		
Hermit Thrush				1										
American Robin	85	15	13	566	435	68	164	195	267	92	620	99	130	334
Gray Catbird				1										
Northern Mockingbird		1	2	2	1	13		4		5	5			15
Sage Thrasher														
Brown Thrasher					1					1				1
Curve-billed Thrasher														
European Starling	384	293	56	638	5869	891	474	710	370	277	671	637	215	2310
American Pipit										6				
Cedar Waxwing				240	38	7	1	12			168	26	80	152
Lapland Longspur							1550		5		200	3	12	
Chestnut-collared Longspur														
Smith's Longspur		25												
McCown's Longspur														
Orange-crowned Warbler				1										1
Yellow-rumped (Myrtle) Warbler		2		9		17					70			51
Spotted Towhee	1					2	9				5	19	3	3
Eastern Towhee										1	1			
Rufous-crowned Sparrow														
American Tree Sparrow	227	121	30	261		116	539	387	5	155	821	1359		677
Chipping Sparrow														
Field Sparrow			1	6		5	2					2		CW
Vesper Sparrow											1			
Lark Bunting					22				11					
Savannah Sparrow	1	2	3			17		8		5	12			71
LeConte's Sparrow														22
Fox Sparrow	1				1		1				1	1		12
Song Sparrow	3	12		14	5	47	25	15		17	36	58	4	308
Lincoln's Sparrow	1									1	2	1		9
Swamp Sparrow	1							3				3		39
White-throated Sparrow	2	3				7								30
Harris's Sparrow	26	33	8	25	4	319	137	101	7	67	223	555	1	90
White-crowned Sparrow	3		3	3	270	54	2		85	29	13	2	156	42
Dark-eyed Junco	115		62		182		469	477	21	161	1099	285	6	
Slate-colored		120		274		373	158		9	52		296	13	1116
Oregon		1		10	4	1	9		1	139	1	1	1	1
Pink-sided									1				1	
Grey-headed Junco sparrow species														
Northern Cardinal	38	44	10	45	3	128	13	48		61	173	83	1	445
Red-winged Blackbird	302	51		137	8459	30562	2288	67	55	590	636	1590	882	8975
Eastern Meadowlark	1	66		35						36	4			17
Western Meadowlark				1	278	8	1153		421		CW	6	522	83
<i>Sturnella</i> species	35		18	29		577		122			229	165		225
Yellow-headed Blackbird														2
Rusty Blackbird				2		1	15			144	2	70		1
Brewer's Blackbird		500	1000				6		1	16				1
Common Grackle					1	12				3				300
Great-tailed Grackle	120				5527									65
Brown-headed Blackbird	20	3	80		2	5				10	5		17	2
blackbird species				60										
Purple Finch								4						4
House Finch	12	38		16	238	18	98	8	12		69	5	38	73
Red Crossbill														
Common Redpoll								1						
Pine Siskin				1	13									
American Goldfinch	55	108	14	159	88	190	27	67	1	29	767	8	7	274
House Sparrow	14	100	5	34	1320	95	422	33	731	108	99	180	396	294
Total	5999	7048	1931	5296	25613	38365	10640	5340	3162	8976	12230	9180	18873	35064
Species Number	67	73	48	65	56	70	57	51	46	79	91	78	43	100

2011-12-KOS CBC Table Species	Leavenworth Atchison	Linn	Manhattan	Marion	Meade	Olathe	Old Garfield County	Olsburg	Oskaloosa Perry	Parsons	Quivira NWR	Red Hills	St. Francis	Salina
Greater White-fronted Goose			2	11						1715	2160			
Snow Goose, White form	20		21056	267	1900				179	4230	4150	596	1	
Blue Form			5976	2	156				35	700	550	101		1
Ross's Goose			3								275	4		1
Cackling Goose	18	9	74	31		23			15	14	350	82	53	
Canada Goose	1030	2128	4754	1041	274	1535		44	4370	1240	5500	740	677	752
goose species														
Trumpeter Swan									3	5		2		
Tundra Swan									3					
Wood Duck			1						1					
Gadwall	5	85	66	60		35		2	36	38	10	49	2	72
American Wigeon		2	7	10	2				26		4	36		47
American Black Duck														
Mallard	1	20300	1319	159	2	156		8	18105	2379	3600	309	44	186
Blue-winged Teal			20					4	5	5	2			
Northern Shoveler	12	239	125	54		7		7	20	61	4			3
Northern Pintail		3	1	4				7	3	26	74			
Green-winged Teal		141	92	2				2	25	5	26			
Canvasback		5	9	1										5
Redhead		2	2						2	19			2	3
Ring-necked Duck		45	10			7		4	6	42		37	2	22
Greater Scaup														
Lesser Scaup		2	8	2		3			3	10				5
Long-tailed Duck														
Bufflehead		1	12	1					39	10				2
Common Goldeneye	1	18	41	413	1	11		1	211	15	27		6	4
Barrow's Goldeneye														
Hooded Merganser		9	36					6	47					8
Common Merganser		1	1585					99	223		CW			
Red-breasted Merganser		1							2					
Ruddy Duck		1								8				
duck species									20					100
Scaled Quail														
Northern Bobwhite			74	2	5		1	16			29	4		
Ring-necked Pheasant			6	5			247	4			13	1	3	19
Greater Prairie-Chicken			3	8										
Lesser Prairie-Chicken														
Wild Turkey		31	79	9				319	69	16	518	218	28	7
Pacific Loon														
Common Loon		6	1			2			2					
Pied-billed Grebe		21	4			3			11	2				2
Horned Grebe		2												
Eared Grebe														
Double-crested Cormorant		1	15						6					
American White Pelican	2			12				4	15					
Great Blue Heron	2	6	51	4		2		13	18	10	2	5		4
Black-crowned Night-heron														
Osprey									CW					
Bald Eagle	25	15	64	30		1		9	24	8	23	2		1
Northern Harrier	1	49	19	23	1		22	20	20	14	36	2	4	9
Sharp-shinned Hawk	3	1	6	1	CW		1	1	3		3		1	
Cooper's Hawk	1		6	3		1	1	1		4	3	4		2
Northern Goshawk			1					1						
Accipiter species														
Red-shouldered Hawk	1	12							14	3				
Red-tailed Hawk	58	58	104	62	4	36	13	33	129	113	82	44	7	63
Harlan's		1	6	1			1	8	1	7	1			1
Ferruginous Hawk							10				1	3		
Rough-legged Hawk	1	1	2	2			3	1	1	4	3		3	2
Buteo species					4				3			1		5
Golden Eagle		1												
eagle species														
American Kestrel	15	26	18	13	7	15		3	23	28	19	10	8	13
Merlin		1	2	2			1	1	1		5	2		
Peregrine Falcon														
Prairie Falcon	1		1	2	2			1		1	2	1	1	
Falco sp.			1											
Virginia Rail											1			
American Coot		707	45	28		29			12	65				11
Sandhill Crane											927			
Killdeer			10							5				
Least Sandpiper														
Greater Yellowlegs														
Dunlin														
Wilson's Snipe			CW											
Bonaparte's Gull		185							2	10				
Franklin's Gull						4								
Ring-billed Gull	365	420	727	2		551		186	5756	9	18			CW
Herring Gull			11	3				21	8					
Thayer's Gull			1											
Glaucous Gull														
gull species									110					
Rock Pigeon	35	65	954	38	7	214		7	115	32	CW	24		908
Eurasian Collared-Dove	5	21	69	10	71		54		15	5		43	1	61
White-winged Dove														
Mourning Dove	81	18	101	16	42	72		98	95	53	89	192		91
Barn Owl				1										
Eastern Screech-Owl	1		6						2	CW		2	1	1
Great Horned Owl	2	4	7	1	1	5		2	6	CW		6	1	3
Snowy Owl				2										
Barred Owl	3	1	15	2		1		1	7	1	1			
Long-eared Owl				1										
Short-eared Owl			CW											
Belted Kingfisher	3	1	19	2		3		7	1	2		4	1	1
Red-headed Woodpecker	19	2	99			11		4	57					

2011-12-KOS CBC Table Species	Leavenworth Atchison	Linn	Manhattan	Marion	Meade	Olathe	Old Garfield County	Olsburg	Oskaloosa Perry	Parsons	Quivira NWR	Red Hills	St. Francis	Salina
Red-bellied Woodpecker	33	57	118	24	6	21		21	76	29	14	22	4	33
Yellow-bellied Sapsucker	1	2	11	5				2	2	2	1	3		1
Ladder-backed Woodpecker														
Downy Woodpecker	19	25	101	17	3	19	3	11	87	17	18	23	4	32
Hairy Woodpecker	1	10	11	2				1	8	4	13	7	3	4
Northern Flicker	12	11	60	5	9		1	15	37	9	97	18	6	13
Yellow-shafted	6	22	91	14	5	11	1	26	27	9	5	20	4	15
Red-shafted			8	8	2		6	9	1		3	7	7	2
Pileated Woodpecker		5	CW	1					2	5				
Eastern Phoebe												3		
Say's Phoebe														
Loggerhead Shrike		1	1	1	1			2	1	8	6	1	1	
Northern Shrike			1	1							5		1	
Blue Jay	67	52	334	8		67		272	304	48		3		54
Western Scrub-Jay														
Black-billed Magpie							1						1	
American Crow	142	211	3721	78	22	140		2034	469	252	32	329		32
Chihuahuan Raven														
Common Raven														
Horned Lark	10		146	447	131	23	2041		26	799	116	51	218	7
Carolina Chickadee		1								13		26		
Black-capped Chickadee	63	93	408	46		92		48	196		1		1	66
Tufted Titmouse		62	121	12		51		11	78	15		8		18
Red-breasted Nuthatch	32		2						1					
White-breasted Nuthatch	21	33	110	16	2	13		9	44	9	12	5	3	22
Brown Creeper	5	6	12	4		2			7	1		3		5
Carolina Wren	7	9	38	6		9		2	6	1		22		8
Bewick's Wren												4		
Winter Wren	1		1	1					1			1	1	
Marsh Wren											1	18	10	
Golden-crowned Kinglet	17	3	14		1				2			3		CW
Ruby-crowned Kinglet	2	1	4									1		
Eastern Bluebird	43	72	379	23	25	84		153	212	66	105	91	35	3
Mountain Bluebird											5	520		
Townsend's Solitaire				1	2									
Hermit Thrush		1							2			1		
American Robin	72	20	854	608	12	20	52	96	1030	6	410	1199	200	47
Gray Catbird														
Northern Mockingbird	3	5	5	4		4		1	26	28				
Sage Thrasher														
Brown Thrasher														
Curve-billed Thrasher														
European Starling	1150	4293	3111	159	104	1081	144	473	4408	1584	180	286	135	703
American Pipit	1	3	3							17				
Cedar Waxwing	5	30	340	25	8			43	177		6	33	3	20
Lapland Longspur		8	145				544	29			760	2		
Chestnut-collared Longspur											2			
Smith's Longspur														
McCown's Longspur														
Orange-crowned Warbler														
Yellow-rumped (Myrtle) Warbler	24	3	102	3		1			9	3	6	74		5
Spotted Towhee			15	1	1			1	1		1	8		
Eastern Towhee								3	4					
Rufous-crowned Sparrow												2		
American Tree Sparrow	63	156	783	354	38	48	62	184	377	72	784	151	44	63
Chipping Sparrow									2					
Field Sparrow		11	13			2		1	10	2	12	2		
Vesper Sparrow														
Lark Bunting														
Savannah Sparrow		7				9	1	4	15	97	18	22		1
LeConte's Sparrow									3			2		
Fox Sparrow	5	6	7						1	5	6	6		
Song Sparrow	7	29	112	11	2	34	70	15	38	22	51	168	19	11
Lincoln's Sparrow	2	3	27	1				3	2			2		
Swamp Sparrow		5	7							5	1	8		
White-throated Sparrow	8		5			1			8					9
Harris's Sparrow	40	64	258	170	6	4	2	55	71	85	520	294		91
White-crowned Sparrow	35	52	39	4	114	4	91	2	13	121	56	131		
Dark-eyed Junco		115	230	160			2	266	1227		493	226	9	350
Slate-colored	350	276	1793	8		769	4	489	225	294	325	325		
Oregon		3	3	3			3	12			4	1		
Pink-sided							5					1		
Grey-headed Junco sparrow species														150
Northern Cardinal	118	153	466	53	9	77		56	348	161	71	51		71
Red-winged Blackbird	10300	526606	969	2107	247	434	4275	278	364	1087	3500	459	27	6223
Eastern Meadowlark		32	84	3		100		CW	63	144	2	3		1
Western Meadowlark			93	20	167		852		1	60	6	37		
<i>Sturnella</i> species	2	12	56	237					42	42	272	362		230
Yellow-headed Blackbird														
Rusty Blackbird		24	39	170		1				200				
Brewer's Blackbird				3			2	3	1		35	2800	125	
Common Grackle	483	12540	8			5		1			3			1020
Great-tailed Grackle		60				1								
Brown-headed Blackbird	1	1051		10			35	41	1	32	162		3	2
blackbird species										75				2430
Purple Finch	6	1	6			4			6					
House Finch	15	6	82	14	19	47	7	8	82		11	43		76
Red Crossbill														CW
Common Redpoll														
Pine Siskin			3					1	2					
American Goldfinch	89	77	599	19	34	44	117	96	311	25	215	163	24	
House Sparrow	75	153	219	34	113	45	145	27	323	27	21	285		
Total	15047	571128	53519	7459	3722	5997	8825	5245	40958	16267	26906	10821	1773	14232
Species Number	67	89	100	83	39	60	33	69	95	75	74	75	44	65

2011-12-KOS CBC Table Species	Sawyer	Scott Lake	Seneca	Slate Creek Oxford	Southeast Minelands	Syracuse	Tallgrass Prairie	Topeka	Udall/ Winfield	Ulysses	Waconda	Wakefield	Webster Reservoir	Wichita
Greater White-fronted Goose	32381			85				1	165		15		60	218
Snow Goose, White form	26846	32	9725	174		255		2573	4		8000	462	1	5
Blue Form	2983	3	200	13		7					500	32		
Ross's Goose	344	1	2	10				3	1		200			1
Cackling Goose	604	180		94		5		38	1100	7	1	5	252	3353
Canada Goose	8835	680	125	886	568	35	47	9829	5733	89	825	649	3900	28545
goose species				100					1015					
Trumpeter Swan														
Tundra Swan							7		2					
Wood Duck	2			2				7	8				2	39
Gadwall	7	2		208	2			32	221		6		71	271
American Wigeon	3	1	4	48				4	472				79	156
American Black Duck														
Mallard	712	78	2500	11357	118	9	30	382	10830	30	135	318	28100	1522
Blue-winged Teal									2					
Northern Shoveler	6		5	57	5			51	12			7		202
Northern Pintail	2	39	2	135					26		2	2	92	15
Green-winged Teal	1	2		44			2	3	168	3	1	70	53	170
Canvasback				3		4		17	55		1			144
Redhead				12				2	2		22		5	154
Ring-necked Duck				8		24	13	CW	79		37		45	182
Greater Scaup														45
Lesser Scaup	1			13				19	33		14		7	486
Long-tailed Duck														1
Bufflehead								20	11		24		1	228
Common Goldeneye	2	1	6	25		12	27	66	369		152	23	850	401
Barrow's Goldeneye														1
Hooded Merganser				1				21	52		14	2	328	248
Common Merganser						3		2			2151	704	53	10
Red-breasted Merganser				1					10		1		3	
Ruddy Duck				1				26	1			19	2	94
duck species				63			33		537					
Scaled Quail						82								
Northern Bobwhite	2							8	105			3	6	
Ring-necked Pheasant	CW	25		32		22			2	127	3		4	
Greater Prairie-Chicken							1						15	
Lesser Prairie-Chicken						3								
Wild Turkey	100	252	10		60			128	90				106	8
Pacific Loon														
Common Loon												1		1
Pied-billed Grebe				1	5			12	18		1		CW	27
Horned Grebe														2
Eared Grebe														
Double-crested Cormorant									1		31		1	129
American White Pelican									24					CW
Great Blue Heron	7			8	4	2	1	11	13	1	4	6	2	48
Black-crowned Night-heron														
Osprey														
Bald Eagle			2	8		8	2	6	13		11	12	4	13
Northern Harrier	16	16	1	46	29	9	7	11	40	17	47	19	91	6
Sharp-shinned Hawk	1	1	2	2		1		6	2	1	1	CW	1	4
Cooper's Hawk	4	1	2	2		1		8	2		1	1	1	8
Northern Goshawk														
Accipiter species				1										
Red-shouldered Hawk					3			1	3					1
Red-tailed Hawk	57	34	8	160	160	23	9	99	176	12	53	67	137	68
Harlan's				15	1	1			3			1	1	1
Ferruginous Hawk						37				11			CW	
Rough-legged Hawk				1	1	7			1	2	1	2	5	
Buteo species	1				4							3		
Golden Eagle														
eagle species						8								
American Kestrel	15	5	3	21	29	8		32	38	3	4	4	33	6
Merlin	1							2	2	2	2	2	CW	1
Peregrine Falcon								1		1				
Prairie Falcon	6	3							2	2	1	1	2	
Falco sp.												2		
Virginia Rail		4												
American Coot				3			1	79	CW		243		84	118
Sandhill Crane														
Killdeer				4					2					12
Least Sandpiper														6
Greater Yellowlegs				2										
Dunlin									1					
Wilson's Snipe		1		1									1	3
Bonaparte's Gull									4		21	8		
Franklin's Gull														1
Ring-billed Gull				1				362	44		990	319	32	1018
Herring Gull								2	1		65	19	57	1
Thayer's Gull											1		2	
Glaucous Gull											1		1	
gull species														
Rock Pigeon	20	48	5	42		190		1916	304	1843	3	28	15	1815
Eurasian Collared-Dove	35	283		6		207	2	170	63	1653	10	5	7	67
White-winged Dove	2					1								1
Mourning Dove	73	2	18	116	4	10		414	145	2	4	36	2	223
Barn Owl									1			2		
Eastern Screech-Owl		2	1	8					4		1	1	9	4
Great Horned Owl	1	7	3	31		3		7	7	10	3	1	3	4
Snowy Owl											1		CW	
Barred Owl	2			16				8	17			4		
Long-eared Owl														
Short-eared Owl				2										
Belted Kingfisher	6	2		1			1	5	5		1	CW	3	8
Red-headed Woodpecker								7	3		4	1		

2011-12-KOS CBC Table Species	Sawyer	Scott Lake	Seneca	Slate Creek Oxford	Southeast Minelands	Syracuse	Tallgrass Prairie	Topeka	Udall/ Winfield	Ulysses	Waconda	Wakefield	Webster Reservoir	Wichita
Red-bellied Woodpecker	13	3	15	16	21		1	89	78		7	27	7	22
Yellow-bellied Sapsucker				1				6	6			2	2	2
Ladder-backed Woodpecker						1				1				
Downy Woodpecker	12	10	8	14	14	4	1	104	43		5	15	10	50
Hairy Woodpecker	2	12	3	3	1	3		11	9		2	2	3	14
Northern Flicker	3	14	1	5	10		3		10		2	8	81	3
Yellow-shafted	6	1		9		6		85	20		4	36	5	28
Red-shafted		7		1		8			10		3	6	12	3
Pileated Woodpecker				2	9			3	9					
Eastern Phoebe	2													
Say's Phoebe														
Loggerhead Shrike	2			5					3			1	1	
Northern Shrike	2	1				1					1			
Blue Jay		4	3	18	34	7	2	231	83	4	1	57	10	120
Western Scrub-Jay										1				
Black-billed Magpie						5				3			1	
American Crow	50		88	467	599	41	7	691	565	10	1	935	23	6360
Chihuahuan Raven														
Common Raven														
Horned Lark	165	94	25	276	559	1055	4	28	54	1351	256	70	23	49
Carolina Chickadee	8			46	26				143					
Black-capped Chickadee	8		9				12	270	7		5	26	31	140
Tufted Titmouse	16		6	20	13		1	115	72			6		47
Red-breasted Nuthatch													1	3
White-breasted Nuthatch	29	8	9	5	4		2	77	21		13	12	33	18
Brown Creeper	4	4		2				46	10		1	1	1	20
Carolina Wren	8			7				28	30			2	1	29
Bewick's Wren									1					
Winter Wren	4			1				4	2			1	1	3
Marsh Wren	4	2								5			2	
Golden-crowned Kinglet	7		3					31	6		1	4	1	22
Ruby-crowned Kinglet		1						7	2			4		3
Eastern Bluebird	58	23	9	67	23	1		156	189		6	84	81	9
Mountain Bluebird				1									7	
Townsend's Solitaire		18								4			1	
Hermit Thrush								3						2
American Robin	530	174	42	152		295		3438	1561	124	44	141	1015	245
Gray Catbird														
Northern Mockingbird				7	27			13	32			1		1
Sage Thrasher														
Brown Thrasher									1				1	
Curve-billed Thrasher														
European Starling	369	123	169	1058	370	223	74	58749	4639	382	606	342	570	3496
American Pipit									3					
Cedar Waxwing	10	16		22		56		71	75			12	35	20
Lapland Longspur	35	706		655	84	10		3		8	1075		106	152
Chestnut-collared Longspur														
Smith's Longspur									150					
McCown's Longspur														
Orange-crowned Warbler														
Yellow-rumped (Myrtle) Warbler	15			2		1		15	25			9	4	33
Spotted Towhee	5	9		3		5	1	2	3		1	10	27	9
Eastern Towhee				1										
Rufous-crowned Sparrow														
American Tree Sparrow	72	15	170	279	20	50	146	279	562	5	940	492	405	92
Chipping Sparrow														
Field Sparrow	2			7	15			1	30		1	3	3	1
Vesper Sparrow														
Lark Bunting										1				
Savannah Sparrow	36			56	87			4	37			2	1	11
LeConte's Sparrow														
Fox Sparrow	2	1		3	1			1	5			1	11	10
Song Sparrow	31	13	14	18	9	8	2	156	47	35	10	16	39	73
Lincoln's Sparrow					3		2	4	5				1	2
Swamp Sparrow	1												1	
White-throated Sparrow	12			2	2			78	8					40
Harris's Sparrow	84	4	47	537	45	3	26	207	1362		110	248	130	170
White-crowned Sparrow	5	12	4	149	147	433	2	19	116	241	60	5	175	23
Dark-eyed Junco	184	72	51	45	210	232	43		336	6	4			209
Slate-colored	5	24		195		10		1235	1271	22	400	417	705	611
Oregon	1	1		3				2	16	13	2		18	1
Pink-sided	1	5		1		2							4	3
Grey-headed Junco sparrow species														
Northern Cardinal	40	10	16	120	177		9	330	217			116	90	190
Red-winged Blackbird	3746	260	150	23924	1522	258		1272	12977	29	344	3872	15250	10223
Eastern Meadowlark	3			24					24			17		1
Western Meadowlark	130	134	50	8		151			3	603		202	705	2
<i>Sturnella</i> species	699			1709	229		2	32	847		320	128		50
Yellow-headed Blackbird														
Rusty Blackbird	2								62			17		
Brewer's Blackbird				401				15	3172			37		
Common Grackle				313	11	6		90	59		8	2		
Great-tailed Grackle		21		20						133			11	1033
Brown-headed Blackbird				1247	40			45	2326		6	6	8	40
blackbird species				1515	1112				720					
Purple Finch		1			5			1						1
House Finch	11	67		3		105		298	82	60	74	1	27	83
Red Crossbill														
Common Redpoll														
Pine Siskin			1											
American Goldfinch	50	53	2	68	128	15		202	413	18	4	270	125	117
House Sparrow	11	421	64	126	61	577	5	723	639	486	128	19	140	447
Total	79573	4057	13579	47509	6611	4549	528	85661	55242	7381	17222	10529	54474	64431
Species Number	74	61	42	89	46	53	34	88	106	46	76	78	91	98

2011-12-KOS CBC Table Species	Wilson Lake	Yoder	Totals
Greater White-fronted Goose	30	326	93061
Snow Goose, White form	10	3	161643
Blue Form			11897
Ross's Goose			13312
Cackling Goose	72		15675
Canada Goose	995	895	185163
goose species			1115
Trumpeter Swan			18
Tundra Swan			12
Wood Duck			93
Gadwall	3		2387
American Wigeon	60		1157
American Black Duck			1
Mallard	3200	21	123569
Blue-winged Teal			44
Northern Shoveler			1127
Northern Pintail	1		588
Green-winged Teal	3		1135
Canvasback	7		335
Redhead	34		404
Ring-necked Duck	57		1147
Greater Scaup			56
Lesser Scaup	17		861
Long-tailed Duck	2		3
Bufflehead	92		578
Common Goldeneye	1600		5702
Barrow's Goldeneye			1
Hooded Merganser	107		1482
Common Merganser	7		6340
Red-breasted Merganser	3		45
Ruddy Duck	5		206
duck species			853
Scaled Quail			82
Northern Bobwhite	2	25	567
Ring-necked Pheasant	21	2	1014
Greater Prairie-Chicken	CW		107
Lesser Prairie-Chicken			3
Wild Turkey		23	3411
Pacific Loon	1		1
Common Loon	12		32
Pied-billed Grebe	10		172
Horned Grebe	2		8
Eared Grebe			1
Double-crested Cormorant	2		404
American White Pelican	1		154
Great Blue Heron	1	2	489
Black-crowned Night-heron			1
Osprey			CW
Bald Eagle	3	7	513
Northern Harrier	56	19	1281
Sharp-shinned Hawk	1	1	90
Cooper's Hawk	2	4	108
Northern Goshawk			2
<i>Accipiter</i> species			1
Red-shouldered Hawk			69
Red-tailed Hawk	104	53	3567
Harlan's		4	97
Ferruginous Hawk			117
Rough-legged Hawk	4	1	112
<i>Buteo</i> species		2	33
Golden Eagle			14
eagle species			1
American Kestrel	33	12	731
Merlin	2		52
Peregrine Falcon			4
Prairie Falcon	1	4	62
<i>Falco</i> sp.			4
Virginia Rail	1		6
American Coot	1222		3466
Sandhill Crane	260		10607
Killdeer			64
Least Sandpiper			6
Greater Yellowlegs			3
Dunlin			1
Wilson's Snipe			10
Bonaparte's Gull	175		823
Franklin's Gull			5
Ring-billed Gull	364	1530	17295
Herring Gull	28	5	316
Thayer's Gull			5
Glaucous Gull			3
gull species			110
Rock Pigeon	29	50	15670
Eurasian Collared-Dove	32	11	6236
White-winged Dove			134
Mourning Dove	CW	54	3104
Barn Owl	1		15
Eastern Screech-Owl	7		83
Great Horned Owl	3	1	212
Snowy Owl			4
Barred Owl			155
Long-eared Owl			19
Short-eared Owl			33
Belted Kingfisher	1	1	141
Red-headed Woodpecker			332

2011-12-KOS CBC Table Species	Wilson Lake	Yoder	Totals
Red-bellied Woodpecker	9	11	1476
Yellow-bellied Sapsucker			85
Ladder-backed Woodpecker			2
Downy Woodpecker	13	18	1336
Hairy Woodpecker	3	6	284
Northern Flicker	17	3	762
Yellow-shafted	6	22	846
Red-shafted	2	5	180
Pileated Woodpecker		1	70
Eastern Phoebe		1	6
Say's Phoebe			1
Loggerhead Shrike	1	2	67
Northern Shrike	3		20
Blue Jay		5	3035
Western Scrub-Jay			4
Black-billed Magpie			63
American Crow	198	69	21942
Chihuahuan Raven			3
Common Raven			4
Horned Lark	12	1495	16575
Carolina Chickadee			400
Black-capped Chickadee	7	42	3090
Tufted Titmouse			1415
Red-breasted Nuthatch	1		52
White-breasted Nuthatch	4	3	1049
Brown Creeper		1	286
Carolina Wren		7	467
Bewick's Wren			8
Winter Wren	1		53
Marsh Wren	4		49
Golden-crowned Kinglet	3		189
Ruby-crowned Kinglet			37
Eastern Bluebird	63	28	3318
Mountain Bluebird	124		693
Townsend's Solitaire			36
Hermit Thrush	3		18
American Robin	824	71	18489
Gray Catbird			1
Northern Mockingbird	1	4	282
Sage Thrasher			1
Brown Thrasher			5
Curve-billed Thrasher			2
European Starling	2370	1074	221518
American Pipit			34
Cedar Waxwing	19		1936
Lapland Longspur	47	83	9987
Chestnut-collared Longspur			3
Smith's Longspur			300
McCown's Longspur			50
Orange-crowned Warbler			2
Yellow-rumped (Myrtle) Warbler	3		610
Spotted Towhee	1		178
Eastern Towhee			13
Rufous-crowned Sparrow			2
American Tree Sparrow	245	111	15983
Chipping Sparrow			2
Field Sparrow			173
Vesper Sparrow		1	3
Lark Bunting			47
Savannah Sparrow		12	612
LeConte's Sparrow			27
Fox Sparrow			110
Song Sparrow	36	16	2115
Lincoln's Sparrow		6	87
Swamp Sparrow			86
White-throated Sparrow		2	287
Harris's Sparrow	146	226	8397
White-crowned Sparrow	10	15	3302
Dark-eyed Junco	120	221	10002
Slate-colored	295		14921
Oregon	6		280
Pink-sided			24
Grey-headed Junco sparrow species			1 150
Northern Cardinal	27	98	5363
Red-winged Blackbird	2500	2014	4738110
Eastern Meadowlark			784
Western Meadowlark	103	2	7293
<i>Sturnella</i> species	127	536	9137
Yellow-headed Blackbird			2
Rusty Blackbird		151	973
Brewer's Blackbird	115	10	9059
Common Grackle	9	1	15135
Great-tailed Grackle	CW		7989
Brown-headed Blackbird	36	228	55843
blackbird species	1500000	220	1506132
Purple Finch			49
House Finch	16	7	2516
Red Crossbill			CW
Common Redpoll			1
Pine Siskin	1		28
American Goldfinch	72	288	6626
House Sparrow	106	110	12862
Total	1516395	10282	7448017
Species Number	89	61	168