

# *Kansas Ornithological Society*

## BULLETIN

PUBLISHED QUARTERLY

---

Vol. 67

March, 2016

No. 1

---

### **THE WINTER BIRD COUNT FOR 2015-2016**

Eugene A. Young<sup>1</sup>, Max C. Thompson<sup>2</sup>, Chuck Otte<sup>3</sup>,  
Dylan Mulligan<sup>1</sup>, and Owen Simpson<sup>1</sup>

<sup>1</sup>*Agriculture, Science, and Engineering, Northern Oklahoma College, 1220 E. Grand, PO Box 310, Tonkawa, OK 74653-0310 (Eugene.Young@noc.edu);*

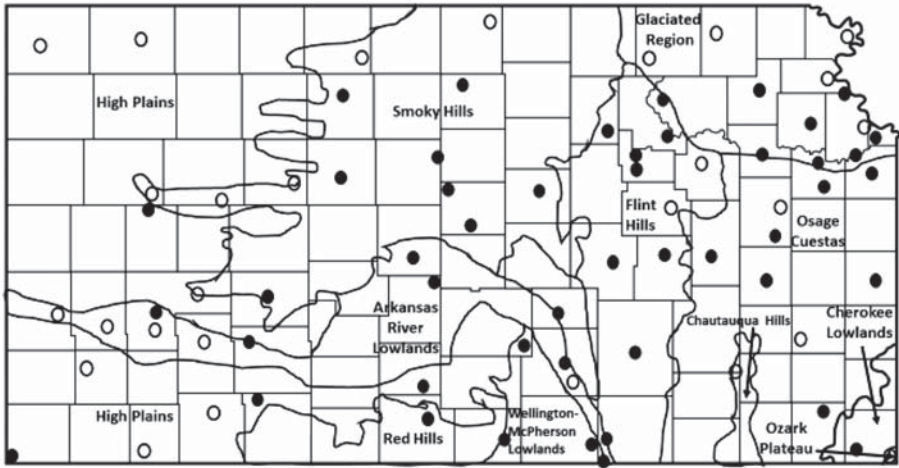
<sup>2</sup>*Southwestern College, 100 College St., Winfield, KS 67156 (Max.Thompson@schkans.edu);*

<sup>3</sup>*K-State Research and Extension, Geary County, PO Box 28, Junction City, KS 66441 (otte2@cox.net).*

The Kansas Christmas Bird Count (CBC) period ran from 15 December 2015 through 10 January 2016. Weather conditions were mild, with an average low temperature of 28.2°F and an average high of 46°F (range 6°F to 62°F). Only four counts (8.5%) recorded appreciable snow, two or more inches (Webster 0-5, Jetmore 4, and Holton and Leavenworth-Atchison each with 2 inches), with an additional three reporting rain (6.4%). The majority of counts reported open water.

Despite the relatively mild weather, only 47 Christmas Bird Counts (CBCs) were conducted this year; a drop from the previous two years, and below the average of 51.3 counts per year since 2000. Observers still cover the majority of physiographic provinces though no surveys were completed within the Chautauqua Hills and Ozark Plateau in the southeast, and the northwest remains under surveyed (Figure 1). For the decade, Kansans have provided coverage of the entire state (Figure 1).

The 565 participants is down from last year's total (591), and slightly above the average of 559 since 2000. Remarkably, Kansans have averaged 416.4 observers since 1950. As usual, Manhattan had the most participants with 57 followed by Lawrence (34), Hays (24), Topeka (23), Olathe and Oskaloosa/Perry (each with 22), and Quivira National Wildlife Refuge (QNWR, 20). All other counts had fewer than 20 observers. Overall, counts averaged 12 participants and 4.8 parties. Participants volunteered a total of 2,533.85 party-hours (avg. 53.9/count), up from last year (1,631.13 party-hours, avg. 31.98/count) and compiled 11,913.55 party-miles (avg. 253.48/count), down from last year (12,958.65 party-miles, avg. 254.09/count). Forty-two feeder watchers produced an additional 88.75 hrs, with an additional 48.75 hrs owling (394 mi) recorded.



**Figure 1. Distribution of the 47 Christmas Bird Counts conducted during the 2015-2016 survey period (closed circles) and the corresponding physiographic provinces. Open circles represent counts conducted at least once since 2000, but not completed this year.**

The mild weather contributed to an increase in species diversity with 176 species observed, averaging 76.3 per count. The 176 species is tied for second all-time (1999-2000), with the record being 181 species in 2004-2005. We've decided to start keeping track of Mute Swans as a species, therefore it is part of the total species. Although they are not on the official KOS Checklist, hunters in south-central Kansas are reporting them more frequently. Thus, we've decided to start reporting individuals to better monitor populations (only four were recorded). The total number would have been 180 if not for the count week (CW) species. One of the CW species, a Purple Sandpiper, was observed at Wilson Lake by Brent Galliard and Dave Klema, where it was photographed and accepted by the Kansas Bird Records Committee (KBRC# 2015-34), making it a new State record. The other three species were a White-winged Scoter at John Redmond; a very late American Avocet at QNWR; and a Thayer's Gull at El Dorado.

Lawrence led with 100 species, the only count to reach the century mark. Slate Creek Wetlands (SCW) with 96, Wichita with 95, Udall/Winfield and Manhattan each with 94, and Junction City and Parsons each with 92 were the only counts to record 90+ species. An additional 14 counts had 80+ species recorded, making an impressive 42.6% (20) of the Kansas counts reporting 80 or more species this year. Anthony with 48 was the only count recording less than 50 species. Observers have found an average of 139 species per year since 1949, and 166 per year since 2000.

Total number of individuals, 4,242,544, was considerably lower than last year's 9,346,112. It is well below the average of 6,428,608 since 2000. As usual, the disparity in numbers is a reflection of the availability of blackbird roosting habitat. Only two counts reported over a million birds: Cheyenne Bottoms led with 1,129,561

individuals (26.6% of total observed) followed by Halstead/Newton with 1,106,442 (26.1%). Other high counts with greater than 100,000 individuals included Waconda Lake (268,005), SCW (229,137), Webster (189,455), Linn County (135,559), and Dodge City (109,000). Combined, these seven counts account for 75% of all birds observed this year. Tallgrass Prairie Nature Preserve, Anthony, and Fort Riley had the fewest number of individuals with 2,860, 3,109, and 3,961 respectively. An additional seven counts had below 10,000 individuals (Arkansas City, Bonner Springs/Lansing, Clark County, Holton, Olathe, Southeast KS Mined Lands, Wakefield).

Per the norm, the Red-winged Blackbird was the most abundant species with 1,653,327 individuals (39% of this year's total), down from last year's 7,769,877 individuals. Blackbird species represented the second highest numbers with 1,104,773 individuals, followed by Snow Goose with 720,864 individuals (83% unidentified, 15% white form, and 2% blue form). Only two additional species recorded over 100,000 individuals, European Starling 141,655 (160,351 last year) and Canada Goose 108,121 (135,378 last year).

Many interesting birds were recorded this year, perhaps due to the mild weather, allowing for an odd mix of unusual winter species and lingering migratory species. Without a doubt, the count week aforementioned Purple Sandpiper would top the list, but for birds actually observed during the count period, a Black-throated Sparrow observed in the Red Hills by Kevin Groeneweg is the highlight. There are only 10 records for Kansas, half of which occur from mid-August through December. Other rare or unusual sightings include: a Pacific Loon at Wilson; Neotropic Cormorant at John Redmond; Great Egret at Junction City; White-faced Ibis at Leavenworth/Atchison; two Osprey (one each at Emporia and Manhattan); a Red-shouldered Hawk at Cimarron National Grassland (CNG); and a Broad-winged Hawk at Fort Riley. This observations was supported with good details, and if submitted and accepted by KBRC would represent a first winter record for Kansas. The latest record is 11 November. The Broad-winged Hawk normally spends its winter in Central America and northern South America, although it also winters in Florida. Other interesting birds include: a Sora at QNWR; two American Woodcock at Arkansas City; Black-legged Kittiwake at Wilson; two Franklin's Gull (one each at Cheyenne Bottoms and John Redmond); a California Gull and Glaucous Gull at Cheyenne Bottoms; two Snowy Owl (one each at John Redmond and Wilson Lake); two Ladder-backed Woodpecker (one each at CNG and Sawyer); two Peregrine Falcon (one each at John Redmond and Topeka); four Eastern Phoebe (three at Sawyer and one at Red Hills); three Common Raven at CNG; and a Sedge Wren at Parsons. A Tree Swallow at Lawrence is unique, with only four winter records, and it may be the first time it was recorded during a KS CBC. Another unusual lingering species was a Blue-gray Gnatcatcher at Yoder. There are only three records of this species from mid-November through December. Brown Thrashers seem to be wintering this year in south-central part of the state with one reported in Wichita and Udall/Winfield. Wichita also had a Gray Catbird. Other unusual species include: two American Pipits (one each Junction City and Parsons); a Pine Warbler in

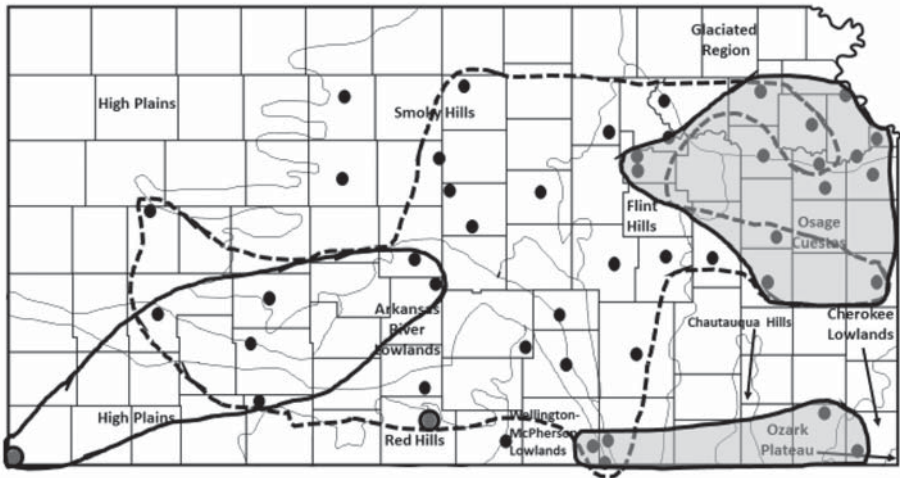
Wichita; an “Audubon’s” Yellow-rumped Warbler in Garden City; eight Chipping Sparrows, five in Wichita, two at Red Hills, and one at Garden City; a Vesper Sparrow at SCW; five Yellow-headed Blackbirds, two each at Garden City and Manhattan, one at Cheyenne Bottoms; a Red Crossbill at Garden City; and a Common Redpoll at El Dorado.

Rare or less common species included: six Blue-winged Teal (three SCW, two Cheyenne Bottoms, one Hays); 28 Greater Scaup (10 Wichita, seven Melvern, six Topeka, two each at Bonner Springs and SCW, and one at Junction City); four Long-tailed Ducks (two each at John Redmond and Wilson Lake); and an impressive 290 Ruddy Duck, with 90 in Salina, 70 Wichita, 54 Dodge City, 29 Melvern, and also reported on an additional 15 counts. Interestingly, no scoters were recorded this year, after all three were reported last year. Eared Grebes, which are usually scarce, were not so this year with 22 reported: 14 Manhattan; four Jetmore; three Lawrence; and one in Wichita. Only five Horned Grebe were observed (four Linn County, one John Redmond), as were three Western Grebe (two Oskaloosa/Perry and one in Linn County). A testament to the open water available was the 715 American White Pelicans, 625 of which were at John Redmond.

Sandhill Cranes rebounded after being absent last year with 12,792 individuals. Since 2000, this is the second highest total recorded, and is well above the average of 7,665 individuals during the same time period. Shorebirds that remained included: 88 Killdeer on 15 counts (high of 34 in Baldwin and 13 at Emporia); three Greater Yellowlegs (two at SCW, one at Arkansas City); a Lesser Yellowlegs at SCW; 20 Least Sandpipers (16 as Parsons, and 4 at SCW; and 61 Wilson’s Snipe (50 at Parsons, three each at Benedictine Bottoms and Red Hills, two each at SCW and Wichita, and one at Leavenworth/Atchison). Other less common species included: four Curve-billed Thrashers all at CNG; five Orange-crowned Warblers, one each at Garden City, Olathe, Topeka, Wichita, and Wilson Lake; and seven LeConte’s Sparrows, three at Wichita, and two each at Lawrence and SCW. Not so unusual for species, but for high numbers includes the 17,254 Common Mergansers, with 15,000 at Waconda; and 114 Red-breasted Mergansers, with 100 at Melvern, nine at John Redmond, two at Lawrence, and one each at Oskaloosa/Perry, Webster, and Wilson lakes.

Numbers for species of conservation concern include: 28 Trumpeter Swans (high of 12 at Topeka); only 25 Greater Prairie-Chickens down from 302 last year (average 167/yr since 2000, 188/yr since 1995), and for the fourth consecutive year no Lesser Prairie-Chickens were recorded (average 8/yr since 2000, 9/yr since 1995). The 89 Loggerhead Shrikes is a slight increase from last year’s 83, above the average of 71 since 2000, and the 81 avg since 1995. The 14 Northern Shrikes is a decrease for the third consecutive year (last year 17), though it is on target for the average of 14 per year since 2000, and only slightly below the averages of 16 since 1995. With the break in the drought last year, Scaled Quail rebounded with 68 individuals, all at CNG. The 1,016 Northern Bobwhite was considerably greater than the 725 reported last year and was above the average of 794 since 2000 and 997 since 1995.

Bald Eagle were lower, with 546 reported, compared to last year's 618, and below the average of 626 since 2000. Lower numbers are likely the result of mild weather providing open water to the north, thus prey is still readily accessible. Northern Harrier increased for the second year in a row to 1,012, but still below the 1,058 average since 2000. After three years of a downward trend, the Ferruginous Hawk increased slightly, though only 31 were observed, the third lowest total since 1995 (20 in 2006, 22 last year) and well below the average of 64 during the same time periods. They were restricted to southwestern Kansas (Figure 2). The Rough-legged Hawk with 89 reported (130 last year), shares similar habitat in southwestern Kansas with the Ferruginous Hawk, but spreads out through central and northeastern grasslands of the state (Figure 2). Only five Golden Eagles were observed (same as last year), below the average of 11 since 1995. The 1,257 Rusty Blackbirds is down from last year's total of 1,467, but above the average of 1,010 since 2000. The Brewer's Blackbird count of 10,409 is above last year's total 5,269, and above the average of 6,119 since 2000.



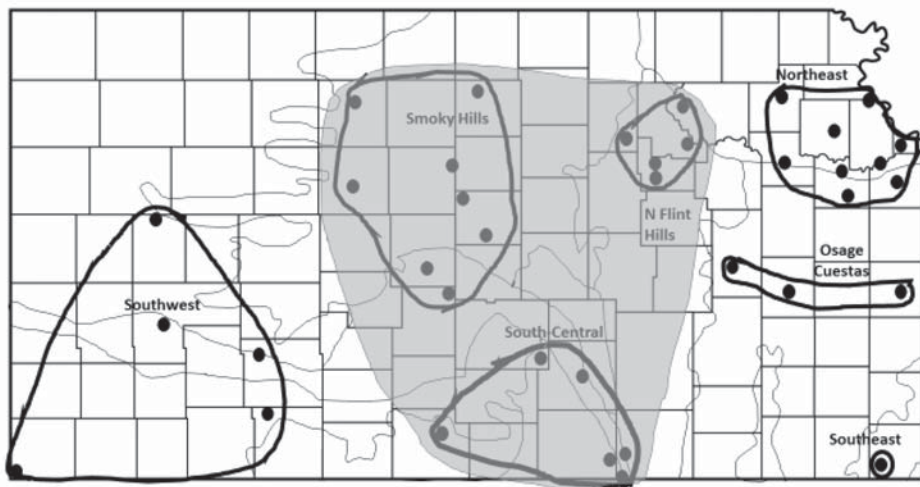
**Figure 2. Distribution of Ferruginous Hawk (solid line), Rough-legged Hawk (broken line), and Red-shouldered Hawk (shaded areas) during the 2015-2016 Kansas CBC period.**

The 74 Red-shouldered Hawk is not an increase from last year's record total of 78, but is the second highest total ever recorded (average 35/yr since 2000). Interestingly, their range seems to continue to expand, and one was found at a residence in Elkhart (CNG) (Figure 2). Red-tailed Hawk (all forms) numbers increased for the second consecutive year to 3,505 (3,381 last yr, average 3,001 since 1995). Ten counts reported more than 100 individuals: Linn County 180; Lawrence 167; Manhattan 160; Baldwin 155; Udall/Winfield 153; SCW 149; Oskaloosa/Perry 134; Melvern 132; Olathe 124; and Garden City with 104. Harlan's Hawk was up to 97 compared to 54 last year. The 62 Merlin was above last year's 60. Prairie Falcons decreased from last year's 51 to 49.

The Eurasian Collared-Dove has become the most abundant wintering dove in the state out pacing the Rock Pigeon (10,476) with a new record total of 12,442 (last year's record was 10,616). The collared-dove average since the 1997-1998 CBC is 3,253 per/yr, with an average of 3,861 since 2000. Birds continue to spread throughout the state with 89.4% of all counts recording them this year. Twelve different counts recorded all-time highs this year. As usual, Garden City had the highest totals for any individual count with 3,275, down from last year's 4,072 total, but still above the their average of 995/yr since 2000. Other high counts included Dodge City (2,835), CNG (2,620), and Scott Lake (1,702). Like last year, eight counts reported White-winged Dove, however the 270 individuals (160 Garden City, 81 CNG, 18 Dodge City, six at Cheyenne Bottoms, two at Black Wolf, and one each at Red Hills, SCW, Wichita) was up from the 176 last year. They have averaged 92/yr since 2000.

Red-headed Woodpeckers were down for the third consecutive year with only 168 individuals, below the average of 255 per/yr since 2000. The 100 Pileated Woodpeckers is likely an all-time record, above last year's 89, well above the average of 58 since 2000, and 52 since 1995. The 1,400 Downy Woodpeckers is down from last year's 1,512 individuals, but above the 1,276/yr average since 2000.

Thrushes were reported in lower numbers than last year: 4,331 Eastern Bluebirds (4,622 last year); only 73 Mountain Bluebirds (1,143 last year); six Townsend's Solitaire (14 last year); 55 Hermit Thrush (65 last year); and 23,401 American Robins (35,977 last year).



**Figure 3. Main geographic regions of wintering Harris's Sparrows based on 37 counts that were completed each year from 1999-2015. Shaded area represents main wintering area.**

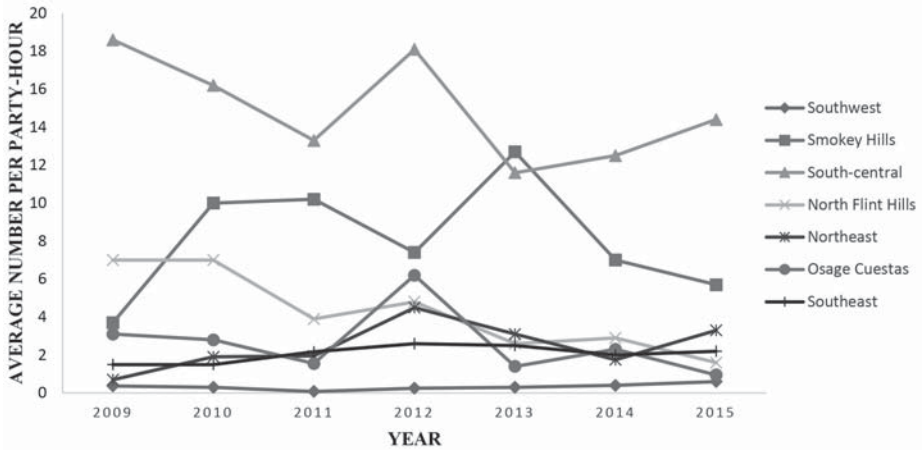


Harris’s Sparrow continue a downward trend with only 7,010 individuals. We went back to data since 1995, and this is the lowest count reported, and it’s well below the average of 10,336 since 2000, and 11,241 since 1995. We examined data from 2009 through 2015 and clustered 37 counts that had been completed each year into geographical regions (Figure 3). We calculated average number of birds per party-hour and average number of individuals for each region for each year to determine if changes in population are across the state, or perhaps a result of birds shifting their winter patterns (Table 1). Both sets of data indicate that the majority of Harris’s Sparrows winter in central Kansas (Figure 3, 4). South-central Kansas appears to be the main wintering area, ranking first in each category each year, with the exception of 2013 when the Smoky Hills region had a higher average number of birds per party-hour (Figure 4A). The northern Flint Hills region showed a trend downward for average number per party-hour, but this wasn’t shown in average numbers (Figure 4). A brief examination of data from 2000 compared to the 2009-2015 data indicated to real changes in the distribution of Harris’s Sparrow, but the southwest and southeast regions had larger numbers (Table 1). Therefore, the numbers of Harris’s Sparrows have declined, but south-central Kansas remains the main wintering area, and there doesn’t appear to be a strong shift in birds from one region to another. Perhaps birds are wintering farther north as a result of milder winters, or we are witnessing a real population decline.

**Table 1. Harris’s Sparrow distribution and abundance from 2000 (n=34 counts) and 2009 through the 2015 (n=37) based on geographic location within Kansas. Only counts conducted in each year were used.**

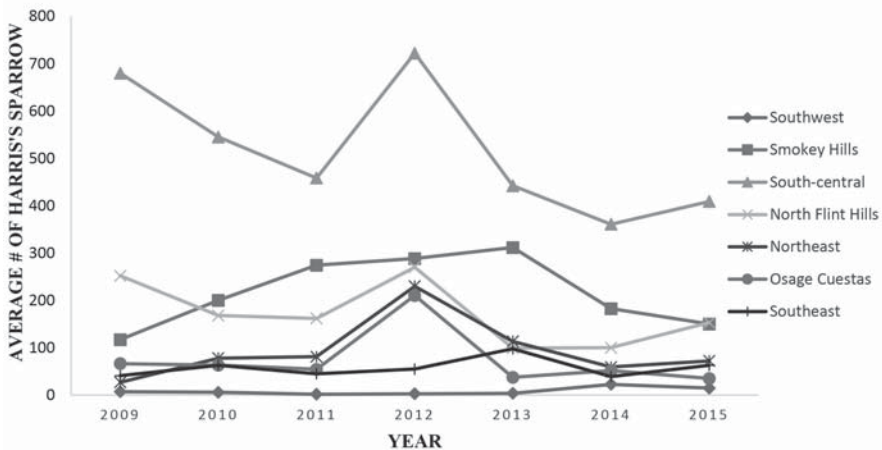
GEOGRAPHIC LOCATION	AVERAGE # BIRDS/PARTY HR (AVERAGE # INDIVIDUALS)							
	2000	2009	2010	2011	2012	2013	2014	2015
Southwest	1.3 (31.5)	0.37 (7.2)	0.3 (6)	0.08 (1.8)	0.25 (2.8)	0.3 (3.8)	0.4 (22.6)	0.6 (14.6)
Smoky Hills	7.0 (94.1)	3.7 (117)	10.0 (200.1)	10.2 (274.3)	7.4 (288.4)	12.7 (311.6)	7.0 (182.5)	5.7 (150)
South-central	14.6 (571.5)	18.6 (680)	16.2 (545)	13.3 (458.5)	18.1 (722)	11.6 (442.2)	12.5 (360.8)	14.4 (409)
N Flint Hills	6.9 (287.5)	7.0 (252)	7.0 (168)	3.9 (162)	4.8 (270.2)	2.6 (99.4)	2.9 (100)	1.6 (153)
Northeast	2.5 (112.9)	0.7 (27)	1.9 (78)	1.95 (81.3)	4.5 (230)	3.1 (113.5)	1.8 (59.4)	3.3 (72.2)
Osage Cuestas	2.1 (69.3)	3.1 (66.3)	2.8 (63.3)	1.55 (54.6)	6.2 (210.3)	1.4 (37.6)	2.3 (51.6)	0.95 (35)
Southeast	4.3 (149)	1.5 (41)	1.5 (63)	2.17 (45)	2.6 (55)	2.5 (98)	2.0 (39)	2.2 (63)

### HARRIS'S SPARROW KANSAS CBC 2009-2015



A)

### KANSAS CBC 2009-2015



B)

**Figure 4. Average number of Harris's Sparrow per party-hour (A) and average number of Harris's Sparrows (B) observed on 37 Kansas CBCs, with distribution based on geographical distribution (Table 1, Figure 3).**

Savannah Sparrows exploded from a mere 118 last year to 682 this year (254 average since 2000), the second highest total so far this century. They were recorded on 28 (59.6%) counts, with two counts reporting over 100 individuals: Southeast KS Mined Land (167) and SCW (129).



The Northern Cardinal increased for the third consecutive year to 5,020 individuals, which is above the average of 4,757 since 2000. The American Goldfinch decreased from last year's 4,106 to 3,463, well below the average of 5,223 since 1995. Northern irruptive species were virtually absent from counts this year with only 12 Red-breasted Nuthatches (67 last year); 27 Purple Finches, the second lowest numbers recorded this century, and well below the avg 141/yr; and the 277 Pine Siskins were down from last year's 309 (avg 559/yr since 2000). The House Finch numbers decreased from 2,976 individuals last year to 2,153, well below the average of 2,979 since 2000.

Each year National Audubon Society publishes a summary of the highest counts for individual species in the U.S. For the 115th CBC, 28 Kansas counts were submitted to Audubon, which was 55% of total counts conducted last year (Young, E.A., M.C. Thompson, A. Whiles, A.A. Greer, and C. Otte. 2015. The Winter Bird Count for 2014-2015. Kansas Ornith. Soc. Bull. 66[4]:1-28; and LeBaron, G.S. 2015. The 115th Christmas Bird Count: December 14, 2014 through January 5, 2015. Web page: <https://www.audubon.org/news/the-115th-christmas-bird-count-0>). High national counts from Kansas included: 123,000 Snow Goose (white form) at Waconda Lake; 12,227 Lapland Longspurs at CNG; 14,061 American Tree Sparrow at QNWR, which was an all-time national high count; and 854 Harris's Sparrow at Udall/Winfield (Ortego, B. 2015. The 115th CBC Summary of Highest Counts of Individual Species for the United States. Web page: <https://www.audubon.org/news/the-115th-cbc-summary-highest-counts-individual-species-united-states>).

## COUNT DATA

**Anthony.** NEW COUNT. 37.152203°N, 98.030160°W. Center at intersection of highways K-44 and K-179, Harper County. 17 December 2015; 7:00 a.m. to 5:00 p.m.; 28° F to 30° F. Wind N 3-15 mph. Still water open, moving water open; snow trace; a.m. overcast, light snow, p.m. overcast. Five observers in 2 parties, plus 2 at feeders. Total party-hours 42 (3 on foot, 39 by car), plus 3 hours at feeders, and 1 hour owling. Total party-miles 90 (2 on foot, 88 by car), plus 2 miles owling. Total 48 species; 3,109 individuals.

Elsie Fisher, Mary Herold (Compiler-herold4us@gmail.com), Janet Krack, Clara Newton, Dale Randall, Eddie Stegall, Jennifer Wolfe.

**Arkansas City.** 37.038346°N, 97.039315°W. Center as described in 1978. 26 December 2015; 8:00 a.m. to 3:00 p.m.; 43° F to 55° F. Wind SE to N 5-20 mph. Still water open, moving water open; a.m. overcast, light rain, p.m. overcast, light to moderate rain. Eight observers in 4 parties. Total party-hours 27.25 (5 on foot, 22.25 by car), plus 2 hours owling. Total party-miles 207.95 (4.75 on foot, 203.2 by car), plus 26 miles owling. Total 81 species; 7,796 individuals.

Kevin Groeneweg, Bob Hoopes, Patti Marlett, Dale Randall, Shawn Silliman, Eddie Stegal, Max Thompson, Eugene Young (compiler-eugene.young@noc.edu).

**Baldwin.** 38.782355°N, 95.269002°W. Center as described in 1986. 21 December 2015; 7:30 a.m. to 5:00 p.m.; 36°F to 37°F, Wind NW to N 10-20 mph. Still water open, moving water open; a.m. overcast, light rain, p.m. overcast. Seventeen observers in 6 parties, plus 3 at feeders. Total party-hours 54 (8 on foot, 46 by car), plus 6.5 hours at feeders, and 3.25 hours owling. Total party-miles 465 (9 on foot, 456 by car) plus 19 miles owling. Total 85 species; 22,886 individuals.

Jan Boyd, Roger Boyd (compiler- rboyd@bakeru.edu), Bill Busby, Calvin Cink, Taylor Criss, Joe Hoelscher, Sandy Johnson, Scott Kimball, Dan Larson, Danny McMillan, Barbara Pressgrove, Martin Pressgrove, Nick Pumphrey, Sam Richards, Bob Rose, Wendy Rose, Stan Roth, Gary Sanden, Jon Standing, John Tollefson.

**Benedictine Bottoms.** 39.609167°N, 95.134161°W. Center as described in 2006. 26 December 2015; 7:45 a.m. to 4:45 p.m.; 44°F to 49°F. Wind ENE to N 0-15 mph. Still water open, moving water open; a.m. overcast, p.m. overcast. Nine observers in 3 parties, plus 1 at feeders. Total party-hours 22.6 (6 on foot, 16.6 by car), plus 1.5 hours owling. Total party-miles 133 (8.75 on foot, 124.25 by car), plus 13 miles owling. Total 68 species; 31,391 individuals.

John Bollin (compiler-bollinj@umkc.edu), Galen Pittman, Dick Ross, Brett Sandercock, John Schukman, Gregory Stempien, Roxana Tosterud, Mary Wilcox, Melissa Wilcox, Ginger Winder.

**Black Wolf.** 38.769021°N, 98.362339°W. Center as described in 1993. 9 January 2016; 7:25 a.m. to 5:45 p.m.; 22°F to 27°F. Wind N 15-28 mph. Snow 0.5 inches. Still water partly open, moving water open; a.m. cloud cover 76-95%, p.m. 26-50%, light snow. Nine observers in 4-6 parties. Total party-hours 28 (6 on foot, 22 by car). Total party-miles 348 (3 on foot, 345 by car). Total 66 species; 20,223 individuals.

Henry Armknecht, Kevin Groeneweg, David Klema, Robert Kruger, Chuck Otte, Ellen Rader, Jenn Rader, Mike Rader (compiler-mike\_rader@hotmail.com), Roger Schultz.

**Bonner Springs/Lansing.** 39.179439°N, 94.900504°W. Center as described in 1995. 20 December 2015; 7:30 a.m. to 5:00 p.m.; 48°F to 56°F. Wind S 15-40 mph. Still water open, moving water open; a.m. overcast, p.m. overcast. Five observers in 3 parties, plus 1 at feeders. Total party-hours 26 (6.5 on foot, 19.5 by car), plus 1 hour at feeders. Total party-miles 238.25 (4.25 on foot, 234 by car). Total 74 species; 7,826 individuals.

John Bollin (compiler-bollinj@umkc.edu), Kathy Carroll, Eric Kilburg, Galen Pittman, John Schukman.

**Cheyenne Bottoms.** 38.434582°N, 98.682986°W. Center as described in 2014. 21 December 2015; 8:00 a.m. to 5:30 p.m.; 30°F to 42°F. Wind W to NW 5-15 mph. Still water partly open, moving water open; a.m. overcast, p.m. overcast, light rain. Fourteen observers in 5 parties. Total party-hours 28 (0.5 on foot, 27.5 by car). Total party-miles 347.5 (0.5 on foot, 347 by car). Total 88 species; 1,129,561 individuals.

Henry Armknecht, Brent Galliant, Barry Jones, Dave Klema, Yass Kobayashi,

Pam Martin, Rob Penner, Mike Rader, Keith Reif, London Reif, Eugene Schneweis, Kim Schneweis, David Trombold, Curtis Wolf (compiler-cjwolf@fhsu.edu).

**Cimarron National Grasslands.** 37.117119°N, 101.896033°W. Center as described in 2015. 2 January 2016; 8:00 a.m. to 5:00 p.m.; 15° F to 51° F. Wind N to NW 0-12 mph. Still water frozen, no running water; a.m. cloud cover 0-25%, p.m. 0-25%. Four observers in 3 parties. Total party-hours 20.75 (3 on foot, 17.75 by car). Total party-miles 208.2 (3.5 by foot, 204.7 by car). Total 58 species; 12,284 individuals.

John Sterling, Max Thompson (compiler-maxt@cox.net), Jimmy Woodward, Eugene Young.

**Clark County.** 37.398144°N, 99.913001°W. Center as described in 2010. 30 December 2015; 8:00 a.m. to 5:30 p.m.; 28° F to 32° F. Wind calm. Snow 0.5 inches. Still water partly open, moving water partly open; a.m. overcast, foggy, p.m. 51-75% cloud cover. One observer in 1 party. Total party-hours 9.5 (1.5 on foot, 8 by car), plus 0.5 hours owling. Total party-miles 86.5 (0.5 on foot, 86 by car), plus 9 miles owling. Total 68 species; 6,580 individuals.

Galen Pittman (compiler-galenpitt@gmail.com).

**Dodge City.** 37.777060°N, 100.012287°W. Center as described in 1985. 30 December 2015; 8:00 a.m. to 6:00 p.m.; 28° F to 33° F. Wind W to SW 0-6 mph. Still water partly open, moving water frozen; snow trace; a.m. overcast, foggy, light snow, p.m. overcast. Seven observers in 4 parties, plus 3 at feeders. Total party-hours 24.5 (8.5 on foot, 16 by car), plus 3 hours at feeders, and 2 hours owling. Total party-miles 236.5 (5.5 on foot, 231 by car), plus 40 miles owling. Total 75 species; 109,000 individuals.

Henry Armknecht, Jeff Calhoun (compiler-jeffcalhoun11@gmail.com), Kevin Groeneweg, Jeff Hutton, Barry Jones, Kurt Meier, Sara Shane, Tom Shane, Bill Turner, Mike Umscheid.

**El Dorado Lake.** 37.841944°N, 96.818611°W. Center as described in 2003. 22 December 2015; 7:45 a.m. to 4:15 p.m.; 32° F to 61° F. Wind S 15-30 mph. Still water open, moving water open; a.m. overcast, p.m. cloud cover 76-95%. Seven observers in 3 parties, plus 1 at feeders. Total party-hours 22 (9 on foot, 13 by car), plus 1 hour at feeders. Total party-miles 225 (9 on foot, 216 by car). Total species 70; 17,844 individuals.

Tom Ewert, Mike Heaney, Dallas Hewett, Bob Hoopes, Patty Marlett, Atcha Nolan (compiler-qanolan@cox.net), Mike Nolan, Carolyn Schwab.

**Emporia.** 38.448579°N, 96.079284°W. Center as described in 1985. 20 December 2015; 7:30 a.m. to 5:00 p.m.; 47° F to 57° F. Wind S 24-30 mph. Still water open, moving water open; a.m. overcast, p.m. overcast. Ten observers in 4 parties, plus 1 at feeders. Total party-hours 33.5 (13 on foot, 20.5 by car), plus 4 hours owling, plus 3 hours at feeders. Total party-miles 284.5 (12 on foot, 272.5 by car), plus 10 miles owling. Total 85 species; 15,069 individuals.

Andrew Coleman, Roger Ferguson, Sherry Ferguson, Bill Jensen, Benjamin Kerbs, Marvin Kuehn, Kay McKnab, Paul McKnab, Alexis Powell, Jean Schulenberg (compiler-jschulen@emporia.edu), Eric Wilson.

**Fort Riley.** 39.16°N, 96.775°W. Center as described in 2008. 16 December 2015; 6:45 a.m. to 4:00 p.m.; 29°F to 41°F. Wind W 13 to 17 mph. Still water open, moving water open; a.m. cloud cover 0-25%, p.m. 0-25%. Seven observers in 6 parties. Total party-hours 47 (28 on foot, 19 by car). Total party-miles 209 (25 on foot, 184 by car). Total 69 species; 3,961 individuals.

Tom Duckworth, Mike Houck (compiler- mike.p.houck.civ@mail.mil), Jeff Keating, Brian Monser, Derek Moon, Brett Parsons, Steve Wahle.

**Garden City.** 37.916637°N, 100.801463°W. Center as described in 2001. 1 January 2016; 7:15 a.m. to 6:30 p.m.; 8°F to 42°F. Wind W 10-20 mph. Still water frozen, moving water partly open; a.m. cloud cover 51-75%, p.m. 51-75%. Fourteen observers in 7 parties, plus 12 at feeders. Total party-hours 38.4 (5.5 on foot, 32.9 by car), plus 19.5 hours at feeders. Total party-miles 298.85(4.35 on foot, 294.5 by car). Total 73 species; 42,604 individuals.

Irma Ailon, Jeff Calhoun, Cathy Cheatum, Carole Geier, Larry Geier, Donna Gigot, Kevin Grownweg, Daryl Hopkins, Kurtis Meier, Carol Nanninga, Art Nonhof, Karen Nonhof, Jamie Osterbuhr, Marie Osterbuhr (compiler-mosterbuhr@yahoo.com), Ron Osterbuhr, Eric Perez, Mike Ramsey, Pamela Ramsey, Kathy Sexson, Mark Sexson, Sara Shane, Tom Shane.

**Halstead/Newton.** 38.043040°N, 97.472938°W. Center as described in 1970. 19 December 2015; 7:30 a.m. to 5:00 p.m.; 11°F to 51°F. Wind S 11 mph. Still water partly open, moving water open; a.m. cloud cover 0-25%, p.m. 0-25%. Twelve observers in 3 parties. Total party-hours 43.25 (19.5 on foot, 23.75 by car). Total party-miles 284.2 (19.2 on foot, 265 by car). Total 79 species; 1,106,442 individuals.

Fred Bartel, Bob Dester, Ed Duerksen, Gregg Friesen, Lorna Harder (compiler-lornajhh@gmail.com), Alison Hiebert, Greta Hiebert, Harv Hiebert, Bob Regier, Carolyn Schwab, Joe Soukup, Rod Wedel.

**Hays.** 38.834547°N, 99.401859°W. Center as described in 1987. 19 December 2015; 8:00 a.m. to 4:00 p.m.; 21°F to 43°F. Wind S 5-15 mph. Still water partly open, moving water open; a.m. cloud cover 0-25%, p.m. 0-25%. Twenty four observers in 10 parties. Total party-hours 22 (8.25 on foot, 13.25 by car, 0.5 by bicycle). Total party-miles 197.5 (8.5 on foot, 187 by car, 2 by bicycle). Total 60 species; 18858 individuals.

Gary Anderson, Henry Armknecht, Andree Brisson, Jeff Carter, Claudia Carvalho, Ben Drabkin, Douglas Drabkin, Greg Farley (compiler-gfarley@fhsu.edu), Brian Gribben, Yass Kobayaski, Mike Rader, Rachel Rayner, Curtis Schmidt, Abby Serpan, Brian Serpan, Angel Sprague, Bill Stark, Nathan Stark, Zac Stark, Dean Stramel, Jim Strine, Holly Wilson, Curtis Wolf, Hongbiao Zeng.

**Holton.** 39.463006°N, 95.725506°W. Center as described in 2011. 31 December 2015; 7:45 a.m. to 6:30 p.m.; 27°F to 41°F. Wind N calm. Snow 2 inches. Still water partly open, moving water open; a.m. cloud cover 0-25%, p.m. 0-25%. Seven observers in 3 parties. Total party-hours 25 (3 on foot, 22 by car). Total party-miles 156.75 (2.75 on foot, 154 by car). Total 82 species; 8,243 individuals.

Judy Billings, Dan Larson (compiler-birdkansa@gmail.com), Carol Morgan, Sue Newland, Janeen Walters, John Zempel, Linda Zempel.

**Jetmore.** 38.022688°N, 99.885631°W. Center as describe in 1999. 19 December 2015. 8:00 a.m. to 4:35 p.m. 26°F to 47°F. Wind S to SE 3-8 mph. Snow 4 inches. Still water partly open, moving water partly open; a.m. cloudy cover 76-95%, p.m. 76-95%. Four observers in 2 parties. Total party-hours 12.25 (3.5 on foot, 8.75 by car). Total party-miles 121.25 (3.25 on foot, 118 by car). Total 58 species; 3,044 individuals.

Jeff Calhoun (compiler—jeffcalhoun11@gmail.com), Barry Jones, Kurt Meier, Sara Shane, Tom Shane.

**John Redmond Reservoir.** 38.274807°N, 95.820825°W. Center as described in 1993. 19 December 2015; 8:00 a.m. to 3:00 p.m.; 25°F to 57°F. Wind S 0-15 mph. Still water open, moving water open; a.m. cloud cover 0-25%, p.m. 0-25%. Fourteen observers in 7 parties. Total party-hours 27.5 (7.5 on foot, 20 by car), plus 2 hours owling. Total party-miles 192 (10 on foot, 182 by car), plus 15 miles owling. Total 82 species; 54,472 individuals.

Bob Culbertson (compiler-rculbertson@kaws.org), Carol Culbertson, Adrienne Flemming, Wes Flemming, Eugene Goff, Tim Menard, Jim Minnerath, Joe Moore, Trisha Moore, Kay Scott, Deb Simmons, Gary Simmons, Art Swalwell, Dan Williamson.

**Junction City.** 39.000566°N, 96.880836°W. Center as described in 1992. 30 December 2015; 8:00 a.m. to 5:00 p.m.; 21°F to 35°F. Wind calm to W 0-8 mph. Still water partly open, moving water open; a.m. overcast, p.m. cloud cover 51-75%. Nine observers in 5 parties. Total party-hours 35.5 (13.5 hours on foot, 22 hours by car), plus 1.5 hours owling. Total party-miles 243.5 (15 miles on foot, 228.5 by car), plus 32 miles owling. Total 92 species; 16,662 individuals.

Doris Burnett, Bill Edwards, Mike Houck, Bob Kruger, Chuck Otte (compiler-otte2@cox.net), Jaye Otte, Brett Sandercock, Andrea McCharles, Pat Silovsky.

**Kanopolis Reservoir.** 38.609862°N, 97.952696°W. Center as described in 1983. 10 January 2016; 8:30 a.m. to 5:00 p.m.; 6°F to 34°F. Wind NNW 0-15 mph. Snow <1 inch. Still water partly open, moving water partly open; a.m. cloud cover 0-25%, p.m. 0-25%. Nine observers in 5 parties. Total party-hours 31.25 (14.75 on foot, 16.5 by car). Total party-miles 231 (6 on foot, 225 by car). Total 81 species; 18,348 individuals.

Henry Armknecht, Doris Burnett, Rob Graham, Dave Klema, Robert Kruger (compiler- robertkru@gmail.com), Chuck Otte, Jenn Rader, Mike Rader, Roger Schultz.

**Lawrence.** 38.99333°N, 95.31111°W. Center as described in 1981. 19 December 2015; 7:00 a.m. to 5:30 p.m.; 24°F to 55°F. Wind S 0-15 mph. Still water open, moving water open; a.m. cloud cover 0-25%, p.m. 0-25%. Thirty-four observers in 14 parties, plus 4 at feeders. Total party-hours 96 (32 on foot, 57 by car, 7 by ATV), plus 11 hours at feeders, and 7.5 hours owling. Total party-miles 443.5 (31.5 on foot, 392 by car, 20 by ATV), plus 23 miles owling. Total 100 species; 38,958 individuals.

Bob Antonio, Kelly Barth, Roger Boyd, Jim Bresnehan, Bill Busby, Karen Carlsen, Kit Carlsen, Cal Cink, Jacob Cooper, Wayne Dahl, Kathy Ellis, Lisa Grossman, Andrew Guttenberg, David Herrin, Susan Iverson, Yuriy Kilmov, Marlissa Leon, Sienna Leon, Mick McHugh, Duane Otto, Marsha Otto, Rita Otto, Gerry Parkinson, Galen Pittman (compiler-galenpitt@gmail.com), Alexis Powell, Christopher Rogers, Stan Roth, Bob Rucker, David Seibel, Dawn Sharp, John Tollefson, Phil Wedge, Joyce Wolf, Ron Wolf.

**Leavenworth-Atchison.** 39.389810°N, 95.011063°W. Center as described in 1992. 2 January 2016; 7:30 a.m. to 4:00 p.m.; 22°F to 42°F. Wind N to NW 3-5 mph. Snow 2 inches. Still water partly open, moving water partly open; a.m. cloud cover 0-25%, p.m. 0-25%. Eight observers in 4 parties. Total party-hours 26.5 (6 on foot, 20.5 by car), plus 1 hour owling. Total party-miles 214 (4.5 on foot, 209.5 by car), plus 1 mile owling. Total 79 species; 95,510 individuals.

Tony Andresen, John Bollin III, Eric Eaton, Heidi Eaton, Dana Mather, Galen Pittman, Dick Ross, John Schukman (compiler-schuksaya@kc.rr.com).

**Linn County.** 38.28691°N, 94.75225°W. Center as described in 2014. 16 December 2015; 7:30 a.m. to 5:00 p.m.; 33°F to 46°F. Wind SW to W 15-25 mph. Still water open, moving water open; a.m. cloud cover 0-25%, p.m. 0-25%. Thirteen observers in 6 parties. Total party-hours 51.5 (3.25 on foot, 48.25 by car), plus 2.5 hours owling. Total party-miles 475.25 (2.25 on foot, 473 by car), plus 23 miles owling. Total species 89; 135,559 individuals.

Roger Boyd (compiler-rboyd@bakeru.edu), Cal Cink, Kathy Ellis, Jennifer Hammett, Scott Kimball, Mark Land, Micky Louis, Mick McHugh, Galen Pittman, Janet Reynolds, Ruth Reynolds, Dick Ross, Terry Swope.

**Manhattan.** 39.188659°N, 96.580997°W. Center as described in 1993. 19 December 2015; 7:30 a.m. to 5:30 p.m.; 21°F to 55°F. Wind SSE 5-22 mph. Still water open, moving water open; a.m. cloud cover 0-25%, p.m. 0-25%. Fifty-eight observers in 20 parties, plus 2 at feeders. Total party-hours 128.6 (52.3 on foot, 76.3 by car), plus 12 hours at feeders, and 4 hours owling. Total party-miles 564.7 (57.7 on foot, 507 by car), plus 19.2 miles owling. Total 94 species; 61,714 individuals.

Susan Adamchak, Carly Aulicky, Alice Boyle, Coleen Brown, Brett Budach, Cheawanet Bunchai, Doris Burnett, Charles Bussing, Ted Cable, Mike Clark, Kevin Courtois, Claire Dehon, Michael Donnelly, Kevin Fay, Clyde Ferguson, Maria Ferguson, Ann Feyerharm, Sheree Goecke, Gary Haden, Jill Haukos, Joe Hawes, Chod Hedinger, Bobby Hiebert, Christy Hood, Lowell Johnson, Kathleen Jones, Ron Klataske, Jim Koelliker, Jonathan Lautenbach, Roma Lenehan, Mark Mayfield, Barry



Michie, Bob Mohr, Marge Muenzenburger, EJ Raynor, Suzy Replogle-Cornutt, David Rintoul, Susan Rose, Robert Rosenberg, John Row, Brett Sandercock (compiler-bsanderc@ksu.edu), Tom Schermerhorn, Sam Schermerhorn, Troy Schremmer, Chelsea Sink, Gerry Snyder, Gayla Snyder, Bella Stone, Nanette Stone, Mike Strobe, Roger Timken, Carla Trecek, Logan VanOverschelde, Emily Weiser, Ellen Welti, Emily Williams, Ginger Winder, Patricia Yeager.

**Marion.** 38.377227°N, 97.074830°W. Center as described in 1993. 29 December 2015; 8:00 a.m. to 3:00 p.m.; 14°F to 28°F. Wind S to E 0-5mph. Still water partly open, moving water open; a.m. cloud cover 0-25%, p.m. 0-25%. Eight observers in 3 parties. Total party-hours 20.5 (6.5 on foot, 14 by car), plus 0.5 hours owling. Total party-miles 250 (6 on foot, 244 by car), plus 5 miles owling. Total 74 species; 16,081 individuals.

Todd Becker, Riley DeCou, Tom Ewert (compiler-trewert@yahoo.com), Kevin Groeneweg, Bob Hoopes, Patty Marlett, Cheryl Miller, Jim Nickel, Gerald Wiens.

**Melvern Reservoir.** 38.497600°N, 95.790205°W. Center as described in 2013. 18 December 2015; 7:30 a.m. to 4:30 p.m.; 26°F to 48°F. Wind S 5-15 mph. Still water open, moving water open; a.m. cloud cover 0-25%, p.m. 0-25%. Seven observers in 3 parties, plus 1 at feeders. Total party-hours 24 (6 on foot, 18 by car), plus 2 hours at feeders, and 1 hour owling. Total party-miles 261 (4 on foot, 257 by car), plus 6 miles owling. Total 88 species; 17,167 individuals.

Steve Howard, Steve Jennings, Jim Malcom (compiler-iambirding@prodigy.net), Tom Redger, Elmer Schroeder, Katherine Schroeder, Mike Thomas.

**Olathe.** 38.912700°N, 94.852157°W. Center as described in 1987. 3 January 2016; 7:30 a.m. to 2:00 p.m.; 24°F to 36°F. Wind N 0-10 mph. Still water partly open, moving water open; a.m. cloud cover 0-25%, p.m. 0-25%. Twenty-two observers in 7 parties, plus 2 at feeders. Total party-hours 42.25 (23.5 on foot, 18.75 by car), plus 10.5 hours at feeders. Total party-miles 209.8 (25.3 on foot, 184.5 by car). Total 70 species; 9,534 individuals.

Tony Andreson, Betsy Betros, Walt Cochran, Matt Gearheart, Mike Gearheart, Jennifer Hammett, Greg Hoefler, Mark Land, Katie LeCluyse, Martha Long, Micky Louis, Tami Maffitt, John Mallery, Dick Ross, Mike Stoakes, Asa Tarrant, Natasha Tarrant, Mark Tarry, Nick Varvel, Claudia Vines, Jim Walton, Brian White, Jeff Witters (compiler—bioguy.witters@gmail.com), Rodney Wright.

**Olsburg.** 39.428262°N, 96.64407°W. Center as described in 1991. 20 December 2015; 7:55 a.m. to 5:26 p.m.; 48°F to 58°F. Wind S to SW 25-35 mph. Still water open, moving water open; a.m. overcast, p.m. overcast. Seven observers in 3 parties. Total party-hours 30 (8 on foot, 22 by car). Total party-miles 212.5 (9.5 on foot, 203 by car). Total 62 species; 16,251 individuals.

Susan Adamchak, Ruth Hooper, Cindy Jeffrey, Gary Jeffrey (compiler-gjeffrey@twinvalley.net), Jay Jeffrey, Paul Weidhaas, Patricia Yeager.

**Oskaloosa/Perry Lake.** 39.201493°N, 95.403925°W. Center as described in 1980. 20 December 2015; 7:00 a.m. to 5:00 p.m.; 45°F to 62°F. Wind S 13-26 mph. Still water open, moving water open; a.m. overcast, p.m. overcast. Twenty-two observers in 9 parties. Total party hours 67.75 (10.25 on foot, 57.5 by car). Total party-miles 391.7 (11 by foot, 380.7 by car). Total 85 species; 31,278 individuals.

Richard Bean, Pam Chaffee, Mark Corder, Dena Friesen, Peter Grund, Joe Harrington, Susan Iversen, Jennifer Jones, Dan Larson, Sue Newland, Dick Rosmand, Bob Rucker, Roseanne Smith, Janeen Walters, Bunnie Watkins (Compiler-ranger\_rabbit@sbcglobal.net), Joyce Wolf, Maggie Wolf, Ron Wolf, Tom Wolf, Molly Zahn, John Zemple, Linda Zemple.

**Parsons.** 37.478425°N, 95.260380°W. Center as described in 1996. 2 January 2016; 7:00 a.m. to 6:00 p.m.; 25°F to 45°F. Wind S to SW 0-5 mph. Still water open, moving water open; a.m. cloud cover 0-25%, p.m. 0-25%. Six observers in 3 parties. Total party-hours 27 (4.5 on foot, 22.5 by car), plus 1.5 hours at feeders. Total party-miles 116 (5 on foot, 111 by car). Total 92 species; 14,914 individuals.

Mavis Benner, Andrew Burnett, Melein Burnett, Joe Cox, Carolyn Schwab, Rick Tucker (compiler-rickt@wavewls.com).

**Quivira National Wildlife Refuge.** 38.145925°N, 98.491804°W. Center as described in 1972. 15 December 2015; 8:00 a.m. to 5:00 p.m.; 34°F to 54°F. Wind S to SW 10-36 mph. Still water open, moving water open; a.m. cloud cover 0-25%, p.m. 0-25%. Twenty observers in 6 parties. Total party-hours 41.5 (9.5 on foot, 32 by car), plus 4 hours owling. Total party-miles 353 (10 on foot, 343 by car), plus 28 miles owling. Total 86 species; 82,869 individuals.

Levi Beaver, Bob Gress, Mary Haddican, Barry Jones, Lori Jones, Don Kazmaier, Dan M. Kilby, Dan S. Kilby, Joyce Lent, Patty Marlett, Ernie Misek, Jay Newton, Robert Penner, Mike Rader (compiler-mike\_rader@hotmail.com), Mark Rogers, Rachel Roth, Breanna Sayers, Carolyn Schwab, Curtis Van Boening, Curtis Wolf.

**Red Hills.** 37.234191°N, 98.686843°W. Center as described in 1994. 2 January 2016; 7:30 a.m. to 5:30 p.m.; 21°F to 46°F. Wind WNW to NW 7-14 mph. Still water partly open, moving water open; a.m. cloud cover 0-25%, p.m. 0-25%. Eighteen observers in 4 parties. Total party-hours 36.5 (12 on foot, 24.5 by car), plus 2.5 hours owling. Total party-miles 217.5 (8.5 miles on foot, 209 by car), plus 49 miles owling. Total 84 species; 29,462 individuals.

Tom Ewert, Kevin Groeneweg, Dallas Hewett, Pete Janzen (compiler-pete.janzen@sbcglobal.net), Bill Jensen, Patty Marlett, Ernie Misek, Atcha Nolan, Jane Queal, Dale Randall, Trent Reed, Bob Rose, Wendy Rose, Stan Roth, Lauren Sill, Eddie Stegall, Nick Varvel, Bryan White.

**Salina.** 38.841702°N, 97.630868°W. Center as described in 1983. 19 December 2015; 8:00 a.m. to 5:00 p.m.; 24°F to 50°F. Wind S to SE 5-20 mph. Still water partly open, moving water partly open; a.m. cloud cover 0-25%, p.m. 0-25%. Fourteen observers in 4 parties, plus 1 at feeders. Total party-hours 29.5 (6 on foot, 23.5 by

car), plus 1 hour at feeders. Total party-miles 258.4 (6.4 on foot, 252 by car). Total 72 species; 13,589 individuals.

Dan Baffa, Dena Berquist, Harold Chase, Byron Grauerholz, David Haight, Jeffrey Kasoff (compiler—dragonflyk@sbcglobal.net), Dave Klema, Kaleb Kroeker, Thea Nietfeld, Shannon Rayl, Roger Schultz, Reg Stodel, David Tanksley, Jim Vint.

**Sawyer.** 37.529075°N, 98.702457°W. Center as described in 1990. 5 January 2016; 8:30 a.m. to 3:30 p.m.; 22°F to 30°F. Wind S to SSE 10-20 mph. Still water frozen, moving water open; a.m. overcast, p.m. cloud cover 0-25%. Fifteen observers in 6 parties, plus 1 at feeders. Total party-hours 21.5 (6.5 on foot, 15 by car), plus 1 hour at feeders. Total party-miles 161 (4 on foot, 157 by car). Total 70 species; 14,551 individuals.

Aaron Austin, Kevin Becker, Ken Brunson, Leanne Brunson, Jeff Conley, Zack Cordes, Emma Foltz, Chelsea Hawk, Jordan Hofmeier (compiler-jordan.hofeier@ksoutdoors.com), Kent Monte, Jane Queal, Mike Rader, Daren Riedle, Mark Van Scoyoc, Ryan Waters.

**Scott Lake.** 38.583882°N, 100.907423°W. Center as described in 1987. 3 January 2016; 7:40 a.m. to 5:10 p.m.; 22°F to 52°F. Wind NW 0-5 mph. Still water partly open, moving water open; a.m. cloud cover 0-25%, p.m. 0-25%. Six observers in 3 parties. Total party-hours 22.5 (8.5 on foot, 14 by car). Total party-miles 169 (5 on foot, 164 by car). Total 57 species; 12,488 individuals.

Kurtis Meier, Marie Osterbuhr, Mike Ramsey, Pamela Ramsey, Sara Shane, Tom Shane (compiler-tom.shane@sbcglobal.net).

**Slate Creek Wetlands/Oxford.** 37.232244°N, 97.249507°W. Center as described 2014. 23 December 2015; 7:30 a.m. to 5:30 p.m.; 45°F to 55°F. Wind SE to NW 0-24 mph. Still water open, moving water open; a.m. cloud cover 0-25% to 76-95%, p.m. 0-25% to 26-50%. Five observers in 4 parties. Total party-hours 23.5 (2.5 on foot, 21 by car), plus 2 hours owling. Total party-miles 251.5 (2.5 on foot, 249 by car), plus 31 miles owling. Total 96 species; 229,137 individuals.

Jeff Calhoun, Patty Marlett, Travis Ross, Max Thompson, Eugene A. Young (compiler-eugene.young@noc.edu).

**Southeast KS Mined Land.** 37.230288°N, 94.968988°W. Center as described in 1992. 1 January 2016; 7:45 a.m. to 4:00 p.m.; 23°F to 40°F. Wind S to SW 0-5 mph. Still water partly open, moving water partly open; a.m. cloud cover 0-25%, p.m. 0-25%. Thirteen observers in 5 parties. Total party-hours 28.5 (2 on foot, 26.5 by car). Total party-miles 164 (1.25 on foot, 162.75 by car). Total 59 species; 6,294 individuals.

Mavis Benner, Ray Benner, Wayne Bockelman, Megan Corrigan, Cindy Ford, Steven Ford (compiler-sford@pittstate.edu), Collins Haynes, Joyce Haynes, Lawrence Herbert, Delia Lister, Elizabeth Mangile, Robert Mangile, Billie Mullins.

**Tallgrass Prairie National Preserve.** 38.434226°N, 96.559501°W. Center as described in 2010. 18 December 2015; 6:30 a.m. to 4:00 p.m.; 24°F to 45°F. Wind SE

to S 2-10 mph. Still water partly open, moving water open; a.m. cloud cover 26-50%, p.m. 26-50%. Seven observers in 3 parties. Total party-hours 13 (4 on foot, 9 by car). Total party-miles 96 (4 on foot, 92 by car). Total 55 species; 2,860 individuals.

Leanne Brunson, Ken Brunson, Kristen Hase (compiler-kristen\_hase@nps.gov), Chris Holbeck, Greg Kramos, Dan Mulhern, Brian Obermeyer.

**Topeka.** 39.048198°N, 95.678162°W. Center as described in 1972. 19 December 2015; 7:30 a.m. to 4:45 p.m.; 23°F to 55°F. Wind N 5-15 mph. Still water open, moving water open; a.m. cloud cover 0-25%, p.m. 0-25%. Twenty-three observers in 9 parties, plus 4 at feeders. Total party-hours 56 (24 on foot, 32 by car), plus 8 hours at feeders. Total party-miles 286 (21 on foot, 265 by car). Total 81 species; 16,585 individuals.

Judy Billings, Edith Bronson, Randy Carman, Denise Eulert, Dan Gish, Kelly Haller, Jeff Hansen, Dan Hoobler, Jennifer Jones, Joanna Loucousiere, Dan Larson (compiler-birdkansas@gmail.com), Sam Mannell, Terry Mannell, Bob McElroy Debra McKee, Carol Morgan, Sue Newland, Tara Porter, Kim Sain, Barbara Smith, Spencer Smith, Vivian Smith, Bill Sutton, Nick Varvel, Janeen Walters, John Zempel, Linda Zempel.

**Udall/Winfield.** 37.264828°N, 96.973753°W. Center as described in 1972. 20 December 2015; 8:00 a.m. to 5:00 p.m.; 50°F to 56°F. Wind S 17-41 mph. Still water open, moving water open; a.m. overcast, p.m. overcast, light rain. Eleven observers in 6 parties, plus 1 at feeders. Total party-hours 53.75 (5.75 on foot, 48 by car), plus 1 hour at feeders, and 2 hours owling. Total party-miles 533.9 (4 on foot, 529.9 by car), plus 28 miles owling. Total 94 species; 50,350 individuals.

Betty Anderson, Duane Anderson, Terry Barnett, Jane Doris, Kevin Groeneweg, Sue Kill, Bryon Rinke, Travis Ross, Max Thompson (compiler-maxt@cox.net), Donna Wilt, Robert Wimmer, Eugene Young.

**Waconda Lake.** 39.466249°N, 98.358460°W. Center as described in 1992. 22 December 2015; 7:00 a.m. to 5:30 p.m.; 33°F to 51°F. Wind S to SW 0-10 mph. Still water open, moving water open; a.m. cloud cover 76-95%, p.m. 76-95%. Four observers in 3 parties. Total party-hours 21.75 (9 on foot, 12.75 by car). Total party-miles 256 (1.25 on foot, 254.75 by car). Total 75 species; 268,005 individuals.

Henry Armknecht (compiler-armknecht@ruraltel.net), Brent Galliard, Dave Klema, Mike Rader.

**Wakefield.** 39.22015°N, 96.966367°W. Center as described in 1993. 20 December 2015; 7:30 a.m. to 5:00 p.m.; 44°F to 57°F. Wind S to SW 15 to 33 mph. Still water open, moving water open; a.m. overcast, p.m. cloud cover 76-95%. Six observers in 3 parties, plus 1 at feeders. Total party-hours 23 (5 on foot, 18 by car), plus 2 hours at feeders, and 1.5 hours owling. Total party-miles 157.6 (2 on foot, 155.6 by car), plus 28 miles owling. Total 63 species; 8,265 individuals.

Marcia Abbick, Doris Burnett, Phil Detrich, Chod Hedinger, Bob Kruger, Chuck Otte (compiler-otte2@cox.net), Jaye Otte (feeders).

**Webster Reservoir.** 39.423129°N, 99.407639°W. Center as described in 1992. 31 December 2015; 7:30 a.m. to 5:00 p.m.; 14°F to 37°F. Wind N to NW 5-20 mph. Snow 0-5 inches. Still water frozen, moving water partly open; a.m. cloud cover 26-50%, p.m. 0-25%. Four observers in 2 parties. Total party-hours 16 (5 on foot, 11 by car). Total party-miles 186 (1 on foot, 185 by car). Total 69 species; 189,453 individuals.

Henry Armknecht, Jenn Rader, Mike Rader (compiler-mike\_rader@hotmail.com), Jon Vande Kopple.

**Wichita.** 37.691340°N, 97.349680°W. Center as described in 1955. 19 December 2015; 7:30 a.m. to 5:00 p.m.; 30°F to 53°F. Wind SSE to S 5-25 mph. Still water open, moving water open; a.m. cloud cover 0-25%, p.m. 0-25%. Fifteen observers in 7 parties, plus 1 at feeders. Total party-hours 60 (36 on foot, 24 by car), plus 0.25 hours at feeders, and 1 hour owling. Total party-miles 365 (33 on foot, 332 by car), plus 7 miles owling. Total 95 species; 54,179 individuals.

Jeff Calhoun, Tom Ewert, Harry Gregory, Sharon Gregory, Bob Gress, Kevin Groeneweg (compiler-kgroeneweg@sbcglobal.net), Mike Heaney, Dallas Hewett, Pete Janzen, Patty Marlett, Jim Mason, Cheryl Miller, Dale Randall, Eddie Stegall, Art Weigand.

**Wilson Lake.** 38.944288°N, 98.571752°W. Center as described in 1994. 20 December 2015; 7:30 a.m. to 5:30 p.m.; 34°F to 55°F. Wind S 5-35 mph. Still water open, moving water open; a.m. cloud cover 0-25%, p.m. 0-25%. Seven observers in 3-4 parties. Total party-hours 25 (12 on foot, 13 by car), plus 1 hour owling. Total party-miles 253 (4 on foot, 249 by car), plus 5 miles owling. Total 87 species; 96,443 individuals.

Henry Armknecht, David Klema, Ellen Rader, Jennifer Rader, Mike Rader (compiler-mike\_rader@hotmail.com), Roger Schultz, Scott Seltman.

**Yoder.** 37.897589°N, 97.866716°W. Center as described in 2000. 17 December 2015; 8:00 a.m. to 1:30 p.m.; 27°F to 32°F. Wind N 5-15 mph. Still water open, moving water open; a.m. cloud cover 0-25%, p.m. 0-25%. Seventeen observers in 6 parties. Total party-hours 32.5 (7.75 on foot, 24.75 by car). Total party-miles 268.75 (5.75 on foot, 263 by car). Total 69 species; 74,843 individuals.

Levi Beaver, Sarah Blake, Stephanie Carlson, Mary Clark (compiler-mclark@hutcrec.com), Kris Davis, Daniel Dyck, Linda Dyck, Tom Ewert, Steven Kinser, Andrew Miller, Anthony Miller, Dwight Miller, Jay Miller, Michael Miller, Verna Miller, Sarah Parsons, Mark Rogers, Jim Smith.

**KANSAS ORNITHOLOGICAL SOCIETY OFFICERS 2015-2016**

**President:** Matt Gearheart (mgearheart@designwithinsight.com)

**Vice-President:** Robert Penner (rpenner@tnc.org)

**Corresponding Secretary:** Chuck Otte (otte2@cox.net)

**Membership Development Coordinator:** Patty Marlett (pmarlett@cox.net)

**Treasurer:** Max Thompson (maxt@cox.net)

**Board of Directors**

Jeff Calhoun (jeffcalhoun11@gmail.com) - 2016

Jennifer Rader (Jennifer.rader@ksoutdoors.com) - 2016

Barry Jones (barjones78@gmail.com) - 2017

Alexis Powell (alveypowell@yahoo.com) - 2017

**Business Manager:** Lisa Weeks (lisafweeks@gmail.com)

**Editor of KOS Bulletin:** Eugene A. Young (eugene.young@noc.edu or  
youngg6264@yahoo.com)

**Editor of Horned Lark:** Chuck Otte (otte2@cox.net)

**Past-President:** Henry Armknecht (armknecht@ruraltel.net)

**Kansas Bird Records Committee**

**Chair:** Eugene A. Young (eugene.young@noc.edu or  
youngg6264@yahoo.com) – 2019

**Secretary:** Chuck Otte (otte2@cox.net) – 2018

Jeff Calhoun (jeffcalhoun11@gmail.com) – 2017

Kevin Groeneweg (kgroeneweg@sbcglobal.net) – 2017

Jon King (jonking030@gmail.com) – 2017

Cheryl Miller (avian67226@gmail.com) – 2019

Terry Mannell (terryman0405@gmail.com) - 2019



2015-2016 KOS CBC Table

Species	Anthony	Arkansas City	Baldwin	Benedictine Bottoms	Black Wolf	Bonner Springs	Cheyenne Bottoms	Cimarron NG	Clark County	Dodge City	El Dorado Lake	Emporia	Fort Riley	Garden City
Greater White-fronted Goose			153	70	1	18	14432		40	1019		23		32
Snow Goose unidentified			3	27215			14487		300	82160		553		
Snow Goose White form					12	1	1174							5250
Snow Goose Blue form					1		140							5
Ross's Goose				15	1		2	CW	1	175	1	1		
Cackling Goose	3	503	40	218	300	25	3160	CW		89	256	237	5	280
Canada Goose	480	900	2117	764	2480	1710	6293	CW	85	852	610	4663	369	285
Mute Swan		1											2	
Trumpeter Swan				CW		2								
Tundra Swan														
Wood Duck		1					1							52
Gadwall	6	18	188	39		29	25		16	27	100	9	8	
American Wigeon		4	20	8	CW	3	17		9	98	12	3		16
Mallard	10	553	125	141	553	136	4751	30	650	1224	75	207	16	222
Blue-winged Teal							2							
Northern Shoveler	36			40		21	349	CW	1	63		251		
Northern Pintail				1			372		2	10				
Green-winged Teal				CW			83		11	110	45			2
Canvasback	5		2	3		1			7	1		1	1	
Redhead			5	4			5		5	7				
Ring-necked Duck		12	39	4	1	55				20		9	1	
Greater Scaup						2								
Lesser Scaup	1	1	32	1		13			3	27		31		
White-winged Scoter														
Long-tailed Duck														
Bufflehead			8				3				8	19	2	
Common Goldeneye		1	4	18	1	81	9		4	12	152	21	6	
Hooded Merganser		38	19								4	22		
Common Merganser			2			1	44		2		15	1		
Red-breasted Merganser														
Ruddy Duck				6		5	2			54			3	
duck sp.	6												2	
Scaled Quail								68						
Northern Bobwhite	CW	31		CW	2		2	35	50		8	8	20	CW
Ring-necked Pheasant	4	14	1	CW	4		7	2		18		7	4	148
Greater Prairie-Chicken					1							7	3	64
Wild Turkey			81	5	3	16	3	1		CW	218	45	47	
Common Loon						1						1		
Pacific Loon														
Pied-billed Grebe	1	4	2			4			10			3		
Horned Grebe														
Eared Grebe														
Western Grebe														
Neotropic Cormorant														
Double-crested Cormorant		2	3			1					3	14		
American White Pelican	CW													
Great Blue Heron	3	4	4			CW	5		2	1	9	5	9	1
Great Egret							21							
White-faced Ibis														
Osprey												1		
Bald Eagle adults		8	4	11	1	3	16		1		3	7	2	
Bald Eagle immatures		3	1	10		2	7							
Northern Harrier	3	8	27	9	26	1	41	21	19	8	17	54	28	59
Sharp-shinned Hawk	1		4	CW	1	1	3	1		5	CW	3	2	3
Cooper's Hawk		1	4		2	1	2	1	1	4	2	1	2	5
Accipiter sp.												1		
Red-shouldered Hawk		6	9			1		1			1		2	
Broad-winged Hawk													1	
Red-tailed Hawk	19	23	155	60	36	40	55	15	15	90	48	50	54	104
Harlan's Hawk			2				1		1	4	1		3	2
Ferruginous Hawk							1	1	1	5				17
Rough-legged Hawk		1	CW	CW	1				4	CW	4	3	6	14
Buteo sp.		1											1	6
Golden Eagle							1	1	1					
Virginia Rail														
Sora														
American Coot				21		10	79		40	10		2	2	10
Sandhill Crane										1				
Killdeer	1	2	34								1	13		
American Avocet														
Greater Yellowlegs		1												
Lesser Yellowlegs														
Purple Sandpiper														
Least Sandpiper														
Wilson's Snipe				3										
American Woodcock		2												
Black-legged Kittiwake														
Bonaparte's Gull							1							
Franklin's Gull							118				8689	332	5	
Ring-billed Gull			7			19	1							
California Gull							13				20			
Herring Gull											CW			
Thayer's Gull							1							
Glaucous Gull														
gull sp.	6												2	
Rock Pigeon	4	22	55	123	62	27	114	331	4	2333	56	194	6	715
Eurasian Collared-Dove	72	16	4		54	2	379	2620	80	2835	CW	10	1	3275
White-winged Dove					2		6	81		18				160
Mourning Dove	3	19	225	40	5	7	99	695	55	374	144	8	38	25
Greater Roadrunner										1				
Barn Owl								7	1	4				1
Eastern Screech-Owl		8	2		1		3		1	2		2		2
Great Horned Owl	1	27	6	CW	2		2	5	2	10		2		11
Snowy Owl														
Barred Owl		23	6	1		2			3		3	1	2	
Long-eared Owl					1									
Short-eared Owl									1	1		2		2
Belted Kingfisher		4	1	3			3		2	1	6		8	
Red-headed Woodpecker		6	17				16						2	

2015-2016 KOS CBC Table Species	Anthony	Arkansas City	Baldwin	Benedictine Bottoms	Black Wolf	Bonner Springs	Cheyenne Bottoms	Cimarron NG	Clark County	Dodge City	El Dorado Lake	Emporia	Fort Riley	Garden City
Red-bellied Woodpecker	9	59	111	40	36	34	8	1	6	10	19	16	20	14
Yellow-bellied Sapsucker		3	8	2	1	2	1					1	5	3
Ladder-backed Woodpecker								1						
Downy Woodpecker	5	19	92	34	26	19	14	2	4	19	35	19	20	2
Hairy Woodpecker		7	20	7	6	2	7	1		8	2	6	8	3
Northern Flicker unidentified	5	25	17	17	25		60	3	2	45	29		23	22
Northern Flicker Yellow-shafted		19	70	8	10	15	26	1	2	1	11	39	58	2
Northern Flicker Red-shafted	3	3			2		3	14	1	5	2	6	18	17
Pileated Woodpecker		6	5	1		1				7		3	1	
American Kestrel	4	10	37	15	42	6	13	26	15	38	16	11	2	22
Merlin			2	4			4	1	2	6		2	1	2
Peregrine Falcon	CW													
Prairie Falcon			1	1	1	6	3	2	3					10
<i>Falco</i> sp.														
Eastern Phoebe														
Loggerhead Shrike			2		1		2	9			1	9		1
Northern Shrike		1					1							
Blue Jay	21	54	196	54	1	78	2			15	21	19	12	18
Black-billed Magpie								3		31				16
American Crow	17	79	474	48	7	187	3		5		77	139	239	
Common Raven								3						
Horned Lark	8	10	22	5	3486	5	186	1650	90	153			2	303
Tree Swallow														
Carolina Chickadee	9	103												
Black-capped Chickadee			173	44	31	82	1				28	48	79	
Tufted Titmouse	7	58	170	20		52					8	29	22	
Red-breasted Nuthatch	CW		1		1					3				3
White-breasted Nuthatch		27	57	29	17	19	12	1	1	7	8	17	15	19
Brown Creeper	1	9	11	14	1	7	4			5	15	3	3	2
Winter Wren		3	3	4	1	2	1			2	8	2		
Sedge Wren														
Marsh Wren							12							3
Carolina Wren	2	69	46	18	7	10	5		2	3	28	9	7	1
Bewick's Wren								1	2		CW			
Blue-gray Gnatcatcher														
Golden-crowned Kinglet		3	14	11	CW	11	1			1	3	7	8	3
Ruby-crowned Kinglet		11	1	2	2	3	4	1	3	3	2	3		2
Eastern Bluebird	CW	204	264	61	38	50	11		20		58	46	72	
Mountain Bluebird					15									
Townsend's Solitaire														
Hermit Thrush		3	2			2	1		1	1			4	
American Robin	55	661	918	70	92	470	8	9	50	269	90	291	646	715
Gray Catbird														
Curve-billed Thrasher								4						
Brown Thrasher														
Northern Mockingbird		10	34		1	4	1	1			4	1		2
European Starling	327	715	2374	728	980	1250	2453	793	70	7615	4825	5058	560	17714
American Pipit														
Cedar Waxwing	40	546	59		12	21		23		CW	40	15	238	22
Lapland Longspur	25	80			4890		275	601	50	712				1
Chestnut-collared Longspur								6						
Smith's Longspur												46		
longspur sp.														
Orange-crowned Warbler														1
Pine Warbler														
Yellow-rumped Warbler Myrtle		67	34	5		13	5		7		58	13	10	5
Yellow-rumped Warbler Audubon's														1
Spotted Towhee	2	9						1	1	4				2
Eastern Towhee														
American Tree Sparrow	73	119	117	156	750	40	153	142	70	295	217	38	110	106
Chipping Sparrow														1
Field Sparrow		17						10			1		17	
Vesper Sparrow														
Lark Sparrow														
Black-throated Sparrow														
Lark Bunting								63	1	2				
Savannah Sparrow		39	19	2				2	1	5	22	3		
Le Conte's Sparrow														
Fox Sparrow		2	4	1			2			2	3		3	1
Song Sparrow	5	44	26	33	7	4	9	28		27	17	7	17	22
Lincoln's Sparrow		1	2					1			1	1	5	
Swamp Sparrow	CW	3	1	5			2					1		
White-throated Sparrow		1	12	15		22					1			
Harris's Sparrow	317	300	111	110	365	2	75	8		51	187	46	21	12
White-crowned Sparrow	37	14	249	42	2	20	8	764	10	307	6	52	3	353
Dark-eyed Junco Slate-colored		294	1251	330	375	365	2	335	30	127	353	110	201	36
Dark-eyed Junco Oregon		3		1	12			36	3	5	2	3		
Dark-eyed Junco Pink-sided								17		3				
Dark-eyed Junco unidentified	230	24			60		116	30		161			361	194
Northern Cardinal	86	114	594	84	59	122	14		6	27	42	49	65	16
Red-winged Blackbird	600	1075	6155	320	3612	2002	1061198	1882	4000	1986	507	1110	90	7362
Eastern Meadowlark		5	128	1		6		20		20		183	60	
Western Meadowlark			158		11		25	1223	20	108		12		463
meadowlark sp.	153	286	213	84	590	5	585		290	662	204			211
Yellow-headed Blackbird							1							2
Rusty Blackbird			1062											
Brewer's Blackbird	25	94	3505		5		21		150	15		1		
Common Grackle		2	13				96							38
Great-tailed Grackle							CW	27		1950	55			1634
Brown-headed Cowbird		23	98	1	283	500	2503	33	10	11	3	550		4
blackbird sp.		60					15000			500	200		201	110
Purple Finch			1	1		3								
House Finch	14	10	72	2	42	40	65	6	4	233	23	13	8	229
Red Crossbill														1
Common Redpoll											1			
Pine Siskin					36		2	1			CW	2		1
American Goldfinch	17	33	274	33	95	41	26	10	20	48	59	44	51	86
House Sparrow	347	92	212	95	629	48	194	591	180	1843	33	147	8	2023
Total Individuals	3109	7796	22886	31391	20223	7826	1129561	12284	6580	109000	17844	15069	3961	42604
Total Species	48	81	85	68	66	74	88	58	68	75	70	85	69	73

2015-2016 KOS CBC Table Species	Halstead/ Newton	Hays	Holton	Jetmore	John Redmond	Junction City	Kanopolis Reservoir	Lawrence	Leavenworth Atchison	Linn County	Manhattan	Marion	Melvorn Reservoir	Olathe
Greater White-fronted Goose	118		11			210		1	57	21	50	33		3
Snow Goose unidentified	615			2		445	6	83	77000	100				CW
Snow Goose White form			241		25470						26456		3400	
Snow Goose Blue form					6110						4857		400	
Ross's Goose	1								20		2	1		
Cackling Goose	364	8	1	140		241	400	113	50	4	169	2235	54	46
Canada Goose	7617	188	3351	459	1538	1142	2626	5880	2000	285	7297	3176	745	2112
Mute Swan														
Trumpeter Swan							1		7					CW
Tundra Swan														
Wood Duck			4		1			1						1
Gadwall	8		241	6	1040	31	42	197	6	28	76	34	21	138
American Wigeon						2		64	1	2	1			
Mallard	325	1	554	501	15200	6855	827	1700	10200	783	1972	4403	1322	161
Blue-winged Teal		1												
Northern Shoveler	6			2		49		116		16		1	7	2
Northern Pintail	6			2		23		43		23		2	2	2
Green-winged Teal	3		1	1	80	15	227	335		12	22		12	2
Canvasback	10				68		3		6	4			44	
Redhead			9		203		1	1	8	170	14		6	
Ring-necked Duck	28		1		2	9	16	161	60	24			5	CW
Greater Scaup						1							7	
Lesser Scaup			3		6		3	75	4	6	45		32	
White-winged Scoter					CW									
Long-tailed Duck					2	CW								
Bufflehead					32	16	3	71			21	6	88	
Common Goldeneye			509	4	35	790	1637	724	140	10	76	1103	256	13
Hooded Merganser			2		248	4	18	19	2	10	48	12	3	4
Common Merganser			2	12	14	35	1100	5	2		340	75	300	
Red-breasted Merganser					9			2					100	
Ruddy Duck	1				1	1		2		1	5		29	CW
duck sp.												85		
Scaled Quail														
Northern Bobwhite	2	7	7	30	10	2	29	10		13	107		43	
Ring-necked Pheasant	5	14	6	46		17	4				1	14		
Greater Prairie-Chicken		5					3				6			
Wild Turkey	18	75	77		37	172	15	45	65	29	189	15	73	36
Common Loon					4			1		5				
Pacific Loon														
Pied-billed Grebe	1			1	18	7	2	7	1	11		2	3	6
Horned Grebe					1					4				
Eared Grebe			4					3			14			
Western Grebe										1				
Neotropic Cormorant					1									
Double-crested Cormorant	1				402	2		13		12	109	4	3	CW
American White Pelican					625			CW				45	6	
Great Blue Heron	9	1	2	1	35	28	8	7	2	6	18	7	4	CW
Great Egret						1								
White-faced Ibis									1					
Osprey											1			
Bald Eagle adults	1		4		7	42	6	14	20	10	38	6	2	5
Bald Eagle immatures			3		9	10	2	13	22	9	20	16	1	2
Northern Harrier	13	2	22	6	14	21	10	22	3	46	36	16	17	3
Sharp-shinned Hawk	4	2	2	1	3	2	3	6	1	1	9	1		2
Cooper's Hawk	3	4	2			1	4	12	3	3	8		3	12
Accipiter sp.						1					1			
Red-shouldered Hawk			2		2			9	2	10	1		1	5
Broad-winged Hawk														
Red-tailed Hawk	85	37	55	12	23	98	53	167	85	180	160	56	132	124
Harlan's Hawk	8				1	8	1	167	1	3	6	1		7
Ferruginous Hawk				2										
Rough-legged Hawk	1		2	1	2	2	5	2		1	5	1	4	
Buteo sp.	11				1						2			
Golden Eagle														
Virginia Rail						2								
Sora														
American Coot	2		20	7	175	11	21	48	64	12	8	8	87	13
Sandhill Crane					1									
Killdeer			2		1	1		13			9		2	
American Avocet														
Greater Yellowlegs														
Lesser Yellowlegs														
Purple Sandpiper														
Least Sandpiper														
Wilson's Snipe									1					
American Woodcock														
Black-legged Kittiwake														
Bonaparte's Gull			24			1		456		171			3	
Franklin's Gull					1									
Ring-billed Gull			31	2	1700	55	43	4245	3	1386	1595	9	256	1061
California Gull														
Herring Gull					31	7	11	18			13	1	3	2
Thayer's Gull														
Glaucous Gull														
gull sp.			100											
Rock Pigeon	138	135	70	111	24	101	27	398	100	26	841	64	66	547
Eurasian Collared-Dove	56	165	1	79	1	39	30	18	1	7	91	22	12	8
White-winged Dove		CW									CW			
Mourning Dove	152	75	52	2	1	83	8	139	31	57	166		188	144
Greater Roadrunner														
Barn Owl														
Eastern Screech-Owl	1	2		3		1	1	1		1	3		1	
Great Horned Owl	1	9	1	6	5	1	1	15	2	5	4	1	3	5
Snowy Owl					1									
Barred Owl			2		5	2	1	4	2	2	9	3	2	1
Long-eared Owl						1							1	
Short-eared Owl						CW							4	
Belted Kingfisher	8	1	1			4	3	4	1		16	1	2	11
Red-headed Woodpecker			1		6			6	6	73	1			

2015-2016 KOS CBC Table Species	Halstead/ Newton	Hays	Holton	Jetmore	John Redmond	Junction City	Kanopolis Reservoir	Lawrence	Leavenworth Atchison	Linn County	Manhattan	Marion	Melvorn Reservoir	Olathe
Red-bellied Woodpecker	37	32	28	4	25	46	36	86	33	87	158	21	28	71
Yellow-bellied Sapsucker	3	1	1			4	6	8	2	1	26	5	1	5
Ladder-backed Woodpecker														
Downy Woodpecker	23	24	15	10	15	23	25	113	24	35	118	24	32	52
Hairy Woodpecker	3	6	2	3	4	4	3	10	2	3	20	1	4	16
Northern Flicker unidentified	30	26	41	25	2	31	28	12	5	67	14	14	2	2
Northern Flicker Yellow-shafted	4	7			22	23	20	167	15	83	129	18	36	49
Northern Flicker Red-shafted	3	8				4	8	1		14	14	1		
Pileated Woodpecker			2		5	2		9	4	11	7		2	7
American Kestrel	27	13	15	9	10	12	12	26	19	39	33	17	8	38
Merlin		1	1	1		1	2	1			5			3
Peregrine Falcon					1									
Prairie Falcon		1		1		1					1	2		
<i>Falco</i> sp.														
Eastern Phoebe								CW						
Loggerhead Shrike	2		1		1					7			2	
Northern Shrike		2					1							
Blue Jay	37	1	35		54	33	16	150	118	219	151	35	36	123
Black-billed Magpie		12												
American Crow	127	36	160	13	70	149	21	358	75	395	2490	53	422	182
Common Raven														
Horned Lark	170	3680	111	284	9	56	62	98	5	54	146	226	15	39
Tree Swallow								1						
Carolina Chickadee														
Black-capped Chickadee	73	21	22		32	81	81	292	59	137	293	67	37	144
Tufted Titmouse	9		10		19	13		144	23	134	137	12	8	99
Red-breasted Nuthatch		2						1			CW			
White-breasted Nuthatch	17	31	8	7	7	15	28	81	27	34	97	7	6	30
Brown Creeper	2	2	3	2	7	2	4	27	3	11	39	11	5	42
Winter Wren	1	1	1		1	2	2	2	2	1	6	6	3	10
Sedge Wren														
Marsh Wren				2		1		1			1			
Carolina Wren	17		4	3	7	17	17	62	17	21	81	11	7	34
Bewick's Wren						2								
Blue-gray Gnatcatcher														
Golden-crowned Kinglet	1	1	2		7	4	2	13	4	6	31	4	12	18
Ruby-crowned Kinglet	2	1		1		1	1	8		2	14	4	1	6
Eastern Bluebird	50	68	87		20	69	101	319	63	106	432	51	91	121
Mountain Bluebird														
Townsend's Solitaire											2			
Hermit Thrush						1	3	4	6		2			
American Robin	723	21	128	66	40	1530	38	812	18	36	3324	225	988	110
Gray Catbird														
Curve-billed Thrasher														
Brown Thrasher														
Northern Mockingbird	4		7	1	6	3	1	14	11	31	1		6	22
European Starling	1964	2720	757	144	325	910	988	2700	640	2214	2052	289	2677	1933
American Pipit						1		CW						
Cedar Waxwing	77	10	40		26	444	19	40		23	848	76	140	2
Lapland Longspur	30	6587					2	21				50	8	
Chestnut-collared Longspur														
Smith's Longspur														
longspur sp.														
Orange-crowned Warbler														1
Pine Warbler														
Yellow-rumped Warbler Myrtle	24		16	2	3	24	5	79	5	11	205	22	9	82
Yellow-rumped Warbler Audubon's														
Spotted Towhee	2	1				1	10	2	1		9	3	2	
Eastern Towhee														
American Tree Sparrow	70	284	80	102	71	650	1128	211	256	97	629	235	602	152
Chipping Sparrow														
Field Sparrow	6				6		1			2				
Vesper Sparrow														
Lark Sparrow	1													
Black-throated Sparrow														
Lark Bunting														
Savannah Sparrow	4		2			1		52	2	10	9	27	5	15
Le Conte's Sparrow								2						
Fox Sparrow	1	1	1			2	2	7	6	4	2	1		7
Song Sparrow	38	8	26	9	19	42	22	224	26	47	99	31	16	50
Lincoln's Sparrow	4		1		1			11	1		8			
Swamp Sparrow			2					67	1	2	1			3
White-throated Sparrow	1		1			10		56	31	2	34	2	8	35
Harris's Sparrow	362	106	65	46	20	141	159	74	65	39	321	170	245	17
White-crowned Sparrow	8	14	10	36	8	256	4	39	14	50	18	5	6	4
Dark-eyed Junco Slate-colored		478			200	480	616	955	360	868	1733	274	189	610
Dark-eyed Junco Oregon		59					2	6		3	4			1
Dark-eyed Junco Pink-sided												1		
Dark-eyed Junco unidentified	301	107	349	75		50	265							
Northern Cardinal	79	48	60	8	48	106	79	334	110	168	440	70	167	140
Red-winged Blackbird	41435	614	163	48	16	254	4643	14200	3200	125500	636	2002	3311	492
Eastern Meadowlark	2		234		90	31		36		56	310	1	7	114
Western Meadowlark	28	1459	1	340		35	23	26	1	1	18	3		
meadowlark sp.	459		144			191	159	485	45	84	305	306	89	
Yellow-headed Blackbird											2			
Rusty Blackbird	2		1			55	5			93		5		
Brewer's Blackbird			5	35			1254	13			9		8	
Common Grackle	12							3	60	821			24	CW
Great-tailed Grackle		6								209				
Brown-headed Cowbird	14	80	56			9	1009	177	20	8	336	6	8	CW
blackbird sp.	1050252													
Purple Finch			3					3	1	3	CW			5
House Finch	38	177	12	74	17	24	11	53	10	37	102	31	43	44
Red Crossbill														
Common Redpoll														
Pine Siskin		2		1		CW	9				74	9		2
American Goldfinch	59	19	34	24	31	62	90	218	60	43	403	72	16	82
House Sparrow	182	1348	77	225	21	161	124	755	80	115	344	116	82	44
Total Individuals	1106442	18858	8243	3044	54472	16662	18348	38958	95510	135559	61714	16081	17167	9534
Total Species	79	60	82	58	82	92	81	100	79	89	94	74	88	70

2015-2016 KOS CBC Table Species	Olsburg	Oskaloosa Perry Lake	Parsons	Quivira NWR	Red Hills	Salina	Sawyer	Scott Lake	Slate Creek Wetlands	SE KS Mined	Tallgrass Prairie NP	Topeka	Udall- Winfield	Waconda Lake
Greater White-fronted Goose			315	650	151	1	1559		414				107	75
Snow Goose unidentified	4350	160	150								2			240000
Snow Goose White form				45000	40	1	524		CW			1	20	
Snow Goose Blue form				4000	2		28							
Ross's Goose		1	1	2000			1						1	2000
Cackling Goose		18	15	550	36		551	200	1633		62	140	3419	400
Canada Goose	509	1156	845	300	1931	480	2055	415	1930	160	439	5022	1901	1100
Mute Swan													1	
Trumpeter Swan			6									12		
Tundra Swan		3												
Wood Duck					2	2			4	4		CW	CW	
Gadwall	41	30	281	12	39	44			57			89	136	3
American Wigeon	7		4	CW		39		10	8				905	
Mallard	1276	3285	7686	900	328	680	288	306	1950	149	356	270	2916	491
Blue-winged Teal									3					
Northern Shoveler		42	71	25					50	6		9	5	1
Northern Pintail		35	358	156		1	1	1	2		2	9	7	1
Green-winged Teal	3		2	45	17				93		1	9	9	3
Canvasback	CW		11			23					15		2	
Redhead	2	1		CW		4					9	1		
Ring-necked Duck		11	410			4					15	CW	7	
Greater Scaup									2			6		
Lesser Scaup	4	64	45	2					28		3	75	19	5
White-winged Scoter														
Long-tailed Duck	CW	37	8	16		4						12	16	30
Bufflehead	8	432	31	5		43		2	13		14	202	281	980
Common Goldeneye	3	11	26	CW		2					2	13	21	10
Hooded Merganser	3	40	2	24								2	CW	15000
Common Merganser		1											CW	
Red-breasted Merganser			6	8		90			4			1	1	
Ruddy Duck	250	70				6				15				
duck sp.														
Scaled Quail	36		10	66	120	35	26		6	18	22		20	
Northern Bobwhite				9	1	3	17	24	62				1	3
Ring-necked Pheasant														
Greater Prairie-Chicken	134	39	70	24		7	20	173	4	74		76	16	82
Wild Turkey		2												1
Common Loon														
Pacific Loon		5	17			2	1	1	6	3		44	7	
Pied-billed Grebe													CW	
Horned Grebe														
Eared Grebe		2												
Western Grebe														
Neotropic Cormorant		33	40									1	27	8
Double-crested Cormorant		30	CW											
American White Pelican	1	5	28	3	5	2	6	1	6	4		4	6	
Great Blue Heron														
Great Egret														
White-faced Ibis														
Osprey	4	32	7	41	3	1	1		8	5	5	3	14	7
Bald Eagle adults	3			24	1		1		1			3		
Bald Eagle immatures	21	36	71	67	36	6	7	15	24	8	22	3	38	12
Northern Harrier	1	3	2	6	3	10			5		2	4	3	1
Sharp-shinned Hawk	1	2	1	8	6	3		2	6	1		11	6	1
Cooper's Hawk						1								
Accipiter sp.			11		1					1		8	1	
Red-shouldered Hawk														
Broad-winged Hawk	36	134	98	80	84	54	32	23	149	51	17	83	153	57
Red-tailed Hawk	1	2	17	5	4	2			4	1			4	
Harlan's Hawk	CW			4										
Ferruginous Hawk		1		7	3	2		3	1		6		1	2
Rough-legged Hawk	CW													
Buteo sp.						1		2						
Golden Eagle				1			1	1						
Virginia Rail				1										
Sora	1	6	195	3		15	2		6			600	34	126
American Coot				450	12340									
Sandhill Crane		1		1			CW		4					
Killdeer				CW										
American Avocet				CW					2					
Greater Yellowlegs									1					
Lesser Yellowlegs														
Purple Sandpiper			16						4					
Least Sandpiper			50		3				2					
Wilson's Snipe														
American Woodcock														
Black-legged Kittiwake		225											CW	1
Bonaparte's Gull														
Franklin's Gull	17	15521	31	16		460			3			150	11	221
Ring-billed Gull														
California Gull	4	203		2					1			CW	CW	77
Herring Gull														
Thayer's Gull														
Glaucous Gull	9	47												
gull sp.														
Rock Pigeon	CW	20	1	7	22	510	9	577	29	36		1197	73	28
Eurasian Collared-Dove	CW		11		108	73	76	1702	75	1	4	13	56	21
White-winged Dove					1				1					
Mourning Dove	22	120	89		96	113	56	4	183	132	1	84	105	112
Greater Roadrunner					8		1							
Barn Owl				1										
Eastern Screech-Owl		1		5	2				4				2	1
Great Horned Owl	2	3	10	16	11	1		7	14	1			3	4
Snowy Owl														
Barred Owl		2	2	3	4	1	3		7	2		1	6	
Long-eared Owl														
Short-eared Owl			12						4					
Belted Kingfisher	CW	3	1	1	2	4	3	1	3		2	5	4	3
Red-headed Woodpecker	1	1	10			1				18			2	1

2015-2016 KOS CBC Table Species	Olsburg	Oskaloosa Perry Lake	Parsons	Quivira NWR	Red Hills	Salina	Sawyer	Scott Lake	Slate Creek Wetlands	SE KS Mined	Tallgrass Prairie NP	Topeka	Udall- Winfield	Waconda Lake
Red-bellied Woodpecker	29	88	38	16	35	25	10	4	46	35	8	79	64	30
Yellow-bellied Sapsucker	5	6	2		10	1	5	1	3	2		13	7	1
Ladder-backed Woodpecker							1							
Downy Woodpecker	22	82	26	9	26	14	30	23	18	15	4	65	38	16
Hairy Woodpecker	7	4	1	9	11	3	8	4	3	1	1	6	9	5
Northern Flicker unidentified	59	73	44	114	40	12	25	28	22	55	13	72	55	42
Northern Flicker Yellow-shafted	14	72		40	17	29	11	1	47				86	8
Northern Flicker Red-shafted		4		20	16	7	9	9	6		2	4	1	2
Pileated Woodpecker		1	8		3				1	5	2	2	3	
American Kestrel	4	14	23	31	24	16	14	7	28	28	4	21	55	3
Merlin	2			2	2	1	2	2	2			1		1
Peregrine Falcon												1		
Prairie Falcon				2	1		4	2						3
<i>Falco</i> sp.	2													
Eastern Phoebe					1		3							
Loggerhead Shrike	2	1	10	9			3		8	4	1		7	3
Northern Shrike	1			1	1		1							1
Blue Jay	13	123	90	3	4	19	2	4	49	134	1	142	121	2
Black-billed Magpie														
American Crow	3825	289	73	19	184	28	57		125	92	47	571	406	9
Common Raven														
Horned Lark	CW	53	27			129	502	878	757	86	48	71	1236	693
Tree Swallow														
Carolina Chickadee			57		33		10		68	45			84	
Black-capped Chickadee	52	135				42	22		1		20	123	35	9
Tufted Titmouse	9	94	36		4	5	13		22	21	6	54	59	
Red-breasted Nuthatch					1									
White-breasted Nuthatch	21	33	11	10	6	17	18	10	8	8	7	30	20	51
Brown Creeper	CW	11	1	5	1	2		7	9	1	4	32	13	4
Winter Wren		1	5	1	3	1	2		1			4	2	2
Sedge Wren			1	CW										
Marsh Wren			12	3	5		2	9	3					
Carolina Wren	3	13	17	1	10	7	10		27	7	12	32	27	6
Bewick's Wren	1				3								3	
Blue-gray Gnatcatcher														
Golden-crowned Kinglet	11	11	2	2				2	4			15	18	6
Ruby-crowned Kinglet		2	1	3	6		5	12	16	1		8	19	4
Eastern Bluebird	69	241	52	227	135	29	52	52	155	47	44	194	216	29
Mountain Bluebird					57									
Townsend's Solitaire						1		3						
Hermit Thrush		1	2	2				3	1			6	1	1
American Robin	2864	615	25	21	1680	79	376	252	669	14	68	2132	503	51
Gray Catbird														
Curve-billed Thrasher														
Brown Thrasher													1	
Northern Mockingbird		13	32	10	8		1		12	26		9	22	
European Starling	46	4696	102	445	406	8700	425	4488	26745	373	50	2228	4073	561
American Pipit			1											
Cedar Waxwing	326	292		10	285	68	162		119		25	155	290	
Lapland Longspur				160			265	1236	680		5		400	242
Chestnut-collared Longspur													16	
Smith's Longspur														
longspur sp.														
Orange-crowned Warbler												1		
Pine Warbler														
Yellow-rumped Warbler Myrtle	20	38	18	8	133	3	8		79	1		41	108	
Yellow-rumped Warbler Audubon's														
Spotted Towhee					5	3		20	9				1	
Eastern Towhee														
American Tree Sparrow	432	158	83	971	168	70	225	37	431	14	402	31	177	278
Chipping Sparrow					2									
Field Sparrow			3	3	6		29		13	36			3	
Vesper Sparrow									1					
Lark Sparrow														
Black-throated Sparrow					1									
Lark Bunting					1									
Savannah Sparrow	1		38	8	32		5		129	167			25	
Le Conte's Sparrow									2					
Fox Sparrow		1	1	5	4			1	2			3	16	1
Song Sparrow	78	15	134	19	192	10	8	9	192	50	53	49	50	25
Lincoln's Sparrow	4		15	2	2				1	1		1	1	
Swamp Sparrow			17		7		1		46	14		2		
White-throated Sparrow		38	38			7				15		57	1	
Harris's Sparrow	35	106	27	140	100	103	146	2	700	63	56	140	526	305
White-crowned Sparrow	93	11	184	5	34	4	16	58	200	153	2	9	32	165
Dark-eyed Junco Slate-colored	361	1025	215	467	301	137	445	1	530				678	260
Dark-eyed Junco Oregon		21		2			6	1	2				18	5
Dark-eyed Junco Pink-sided						1	1	1						
Dark-eyed Junco unidentified							241	152	195	167	122	485	233	110
Northern Cardinal	31	233	158	24	29	69	55	17	199	147	14	194	217	28
Red-winged Blackbird	908	392	1580	11275	8721	351	5001	155	187652	1862	203	516	18780	3500
Eastern Meadowlark		22	299	7	3		7		18				150	
Western Meadowlark			2	33	11		336	41	12				4	211
meadowlark sp.	36	40	123	485	467	251	297	64	1284	659	60	315	971	242
Yellow-headed Blackbird														
Rusty Blackbird			1										31	
Brewer's Blackbird			1	12	546				63		520		4050	2
Common Grackle	1	1							111	50	15	1	256	
Great-tailed Grackle								136				1		
Brown-headed Cowbird	1	12	63	45	20	40	1		30	16	3	56	4643	2
blackbird sp.				13515		300				1120				
Purple Finch		5		1								1		
House Finch	27	27	8	16	50	40	69	89	57	4		160	45	1
Red Crossbill														
Common Redpoll														
Pine Siskin		1		5	9		102	4	2			1	7	
American Goldfinch	83	113	48	99	89	40	140	20	281	25	8	73	49	61
House Sparrow	3	175	86	3	101	182	93	1173	426	40	28	224	1022	156
Total Individuals	16251	31278	14914	82869	29462	13589	14551	12488	229137	6294	2860	16585	50350	268005
Total Species	62	85	92	86	84	72	70	57	96	59	55	81	94	75



2015-2016 KOS CBC Table Species	Wakefield	Webster Reservoir	Wichita	Wilson Lake	Yoder	TOTALS
Greater White-fronted Goose		24	95	161	10	19854
Snow Goose unidentified		150000		21		597652
Snow Goose White form			74		2	107666
Snow Goose Blue form			3			15546
Ross's Goose		2305				6529
Cackling Goose	4	16200	3889	603	655	37316
Canada Goose	397	750	20838	2404	5465	108121
Mute Swan						4
Trumpeter Swan						28
Tundra Swan						3
Wood Duck			57			130
Gadwall	9	13	528	1		3616
American Wigeon		7	47	52		1339
Mallard	197	16000	874	903	18	92370
Blue-winged Teal						6
Northern Shoveler	2		233			1404
Northern Pintail	4	4	2	1		1061
Green-winged Teal		1	57	98		1299
Canvasback			125			332
Redhead		5	173			633
Ring-necked Duck	3	1	238			1136
Greater Scaup			10			28
Lesser Scaup		1	435	1		965
White-winged Scoter						CW
Long-tailed Duck				2		4
Bufflehead	12		236	17	2	667
Common Goldeneye	2	78	320	879		8896
Hooded Merganser		5	262	93		901
Common Merganser		59	2	172		17254
Red-breasted Merganser		1		1		114
Ruddy Duck			70			290
duck sp.						434
Scaled Quail						68
Northern Bobwhite	13	18		38	24	1016
Ring-necked Pheasant		12	1	3	7	368
Greater Prairie-Chicken						25
Wild Turkey	172	1	49	2	146	2354
Common Loon						15
Pacific Loon				1		1
Pied-billed Grebe			38			207
Horned Grebe						5
Eared Grebe			1			22
Western Grebe						3
Neotropic Cormorant						1
Double-crested Cormorant			88	11		777
American White Pelican				2	2	715
Great Blue Heron	1		35	1	6	301
Great Egret						1
White-faced Ibis						1
Osprey						2
Bald Eagle adults	5	6	16	5		374
Bald Eagle immatures		2	3	4		172
Northern Harrier	18	8		43	25	1012
Sharp-shinned Hawk	1	2	2	2	5	113
Cooper's Hawk	1	2	12	2	3	149
Accipiter sp.						4
Red-shouldered Hawk						74
Broad-winged Hawk						1
Red-tailed Hawk	46	38	97	63	82	3408
Harlan's Hawk	1	1	1	1	4	96
Ferruginous Hawk						31
Rough-legged Hawk	1			2		89
Buteo sp.	1					25
Golden Eagle						5
Virginia Rail				1		6
Sora						1
American Coot	23		241	148		2050
Sandhill Crane						12792
Killdeer			3			88
American Avocet						CW
Greater Yellowlegs						3
Lesser Yellowlegs						1
Purple Sandpiper				CW		CW
Least Sandpiper						20
Wilson's Snipe			2			61
American Woodcock						2
Black-legged Kittiwake				1		1
Bonaparte's Gull				450		1331
Franklin's Gull						2
Ring-billed Gull	14	5	709	427	341	37482
California Gull						1
Herring Gull		2	7	5	83	503
Thayer's Gull						CW
Glaucous Gull						1
gull sp.					1100	1264
Rock Pigeon	11	31	1140	47	44	10476
Eurasian Collared-Dove	21	22	160	141	80	12442
White-winged Dove			1			270
Mourning Dove	35	312	31	54	45	4429
Greater Roadrunner						10
Barn Owl				CW		14
Eastern Screech-Owl		11	1	3		65
Great Horned Owl	1	1	1	2	4	208
Snowy Owl				1		2
Barred Owl			1			106
Long-eared Owl						3
Short-eared Owl				1		27
Belted Kingfisher	3		10	3	3	131
Red-headed Woodpecker						168

2015-2016 KOS CBC Table Species	Wakefield	Webster Reservoir	Wichita	Wilson Lake	Yoder	TOTALS
Red-bellied Woodpecker	17	22	26	21	38	1706
Yellow-bellied Sapsucker		2	2		5	154
Ladder-backed Woodpecker						2
Downy Woodpecker	7	19	80	14	49	1400
Hairy Woodpecker	3	4	6	2	4	249
Northern Flicker unidentified	10	66	29	31	102	1431
Northern Flicker Yellow-shafted	13	2	44	11	16	1246
Northern Flicker Red-shafted	3	4	4	2	32	238
Pileated Woodpecker	2					100
American Kestrel	8	16	10	30	28	899
Merlin	1	1	1	4	1	62
Peregrine Falcon						2
Prairie Falcon				1	3	49
<i>Falco</i> sp.						2
Eastern Phoebe						4
Loggerhead Shrike		1		2		89
Northern Shrike		1		3		14
Blue Jay	7	7	131	1		2352
Black-billed Magpie						62
American Crow	292	20	1012	22	86	12983
Common Raven						3
Horned Lark	75	185	25	37	665	16362
Tree Swallow						1
Carolina Chickadee						409
Black-capped Chickadee	14	22	81	4	67	2452
Tufted Titmouse	11		28		10	1346
Red-breasted Nuthatch						12
White-breasted Nuthatch	7	20	12	4	11	928
Brown Creeper	5	1	23	2	2	358
Winter Wren	1		8		4	99
Sedge Wren						1
Marsh Wren			1	3		58
Carolina Wren	4		57		27	765
Bewick's Wren						12
Blue-gray Gnatcatcher					1	1
Golden-crowned Kinglet	2	1	13	7	1	262
Ruby-crowned Kinglet		5	62	4		226
Eastern Bluebird	74	70	30	113	100	4331
Mountain Bluebird				1		73
Townsend's Solitaire						6
Hermit Thrush	2		3	2	1	55
American Robin	635	69	446	9	138	23049
Gray Catbird			1			1
Curve-billed Thrasher						4
Brown Thrasher			1			2
Northern Mockingbird	2		3	1		304
European Starling	4064	300	16467	450	1261	141655
American Pipit						2
Cedar Waxwing	402	2	296	54	71	5318
Lapland Longspur		945		2	618	17885
Chestnut-collared Longspur						22
Smith's Longspur						46
longspur sp.					2	2
Orange-crowned Warbler			1	1		5
Pine Warbler			1			1
Yellow-rumped Warbler Myrtle	19	2	69	7	7	1265
Yellow-rumped Warbler Audubon's						1
Spotted Towhee	3	8	12	3	2	116
Eastern Towhee			1		1	2
American Tree Sparrow	108	426	20	675	636	12295
Chipping Sparrow			5			8
Field Sparrow					5	158
Vesper Sparrow						1
Lark Sparrow						1
Black-throated Sparrow						1
Lark Bunting						67
Savannah Sparrow			3		54	682
Le Conte's Sparrow			3			7
Fox Sparrow	1	5	14	2	2	110
Song Sparrow	17	14	124	21	44	2007
Lincoln's Sparrow	1		1		1	68
Swamp Sparrow	CW		2			177
White-throated Sparrow			54			454
Harris's Sparrow	247	32	170	18	659	7010
White-crowned Sparrow	72	12	13	25	53	3480
Dark-eyed Junco Slate-colored	266	150	550	415	580	16953
Dark-eyed Junco Oregon		6	1		2	208
Dark-eyed Junco Pink-sided		5	3	3		35
Dark-eyed Junco unidentified	15	122	67	40	623	4895
Northern Cardinal	54	49	152	12	203	5020
Red-winged Blackbird	515	400	580	65110	57413	1653327
Eastern Meadowlark	6		1	1	18	1816
Western Meadowlark		160		77	51	4893
meadowlark sp.	194		42	14	664	11758
Yellow-headed Blackbird						5
Rusty Blackbird						1257
Brewer's Blackbird					75	10409
Common Grackle				1	3	1508
Great-tailed Grackle			24			4054
Brown-headed Cowbird				175	2049	12898
blackbird sp.			1500	22000	15	1104773
Purple Finch						27
House Finch	2	16	92	5	11	2153
Red Crossbill						1
Common Redpoll						1
Pine Siskin		1			6	277
American Goldfinch	64	24	144	22	30	3463
House Sparrow	22	310	410	104	137	14811
Total Individuals	8265	189455	54179	96443	74843	4242544
Total Species	63	69	95	87	69	176